



Capital Improvement Program

Fiscal Year 2024



Amherst Home Rule Charter

SECTION 5.7: CAPITAL INVENTORY AND CAPITAL IMPROVEMENT PROGRAM

(a) Capital Inventory: The Town Manager, in consultation with the Superintendent of schools and Library Director, shall establish and update at least annually an inventory of significant capital assets of The Town, including those assets under the jurisdiction of the School Committee and Library Trustees, such as buildings, infrastructure (for water, sewer, storm water, as well as roads), vehicles, moveable equipment, and such other property as determined by the Town Council. The Town Council shall establish the requirements for the inventory, such as age, condition, maintenance and repair history, remaining useful life, and other features as the Town Council may deem appropriate.

(b) Capital Improvement Program: The Town Manager, with the advice of a Joint Capital Planning Committee composed of, at a minimum, representatives from the Town Council, School Committee, and Library Trustees, shall create a capital improvement program, which shall include: (i) a clear summary of its contents; (ii) a list of all capital improvements proposed to be undertaken during the next 5 fiscal years with supporting data and rationale; (iii) cost estimates, method of financing, and recommended time schedules; and (iv) the estimated annual cost of operating and maintaining the facilities and/or equipment included. The above information shall be revised and extended each year.

(c) Submission: Not later than May 1, the Town Manager shall prepare and submit to the Town Council the capital inventory and the 5-year capital improvement program.

(d) Public Forum: The Town Council shall make the proposed capital improvement program available to the public and shall hold at least one public forum on the capital improvement program.

(e) Adoption: At any time after the public forum but before June 30, the Town Council shall adopt the capital improvements program, which may be amended, provided that each amendment shall be voted on separately and that an increase in the capital improvements program as submitted shall clearly identify the method of financing to accomplish the proposed increase.



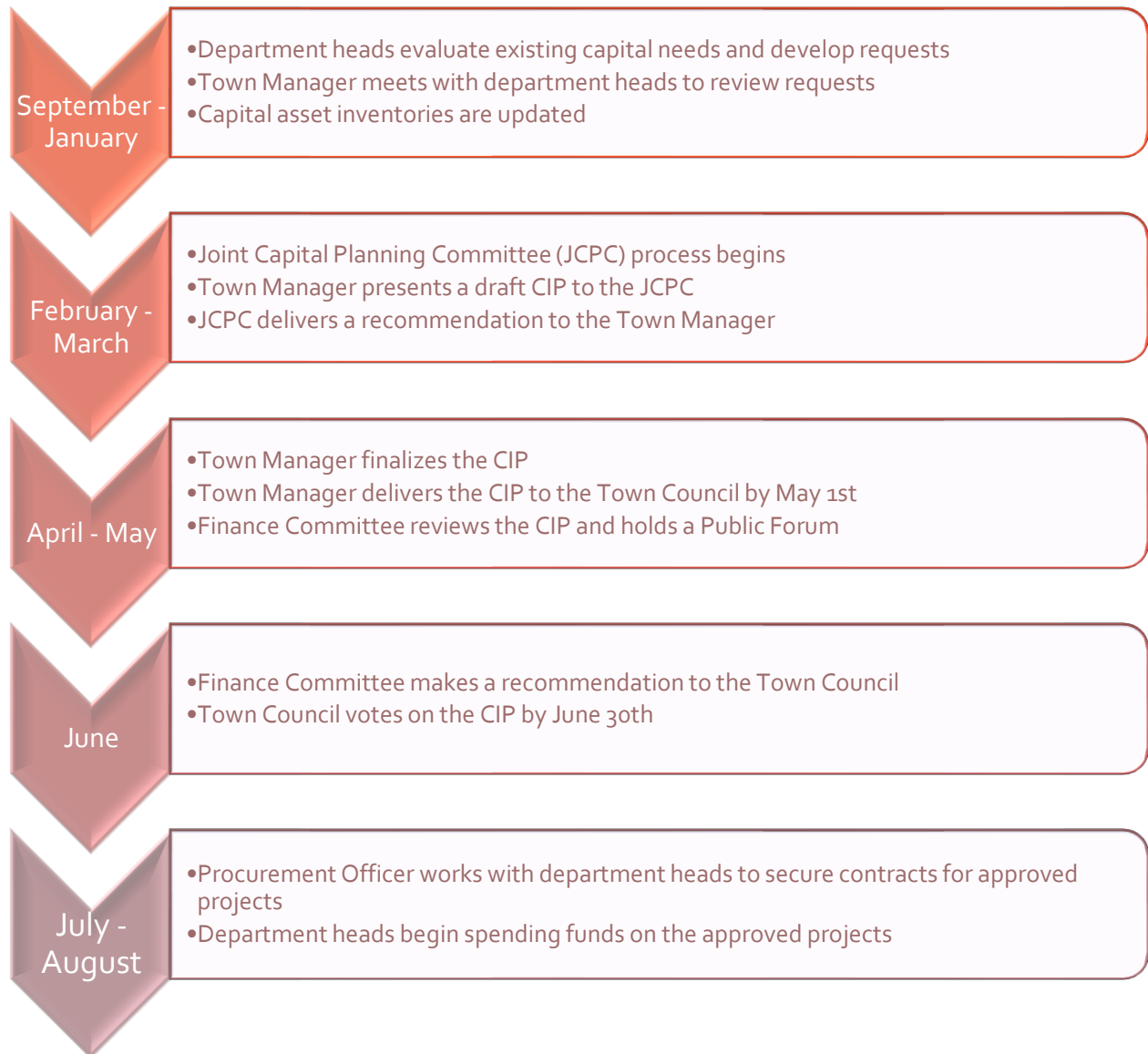
CONTENTS

Introduction	3
Timeline.....	5
Five Year Plan	6
FY24 Request Detail.....	10
Pending List	17
Asset Maintenance	18
Status of Approved Projects.....	20
Capital Improvement Program Information	22
Appendix A: Capital Inventory.....	23
Appendix B: Actual and Projected Debt Schedules.....	28



INTRODUCTION

The Capital Improvement Program (CIP) outlines the vision for maintaining, improving, and replacing Town owned assets including buildings, vehicles, equipment, and land. Town staff conduct a rigorous process to prepare and implement the CIP which spans the entire year as outlined below:



The plan for FY 2024 includes investments in the:

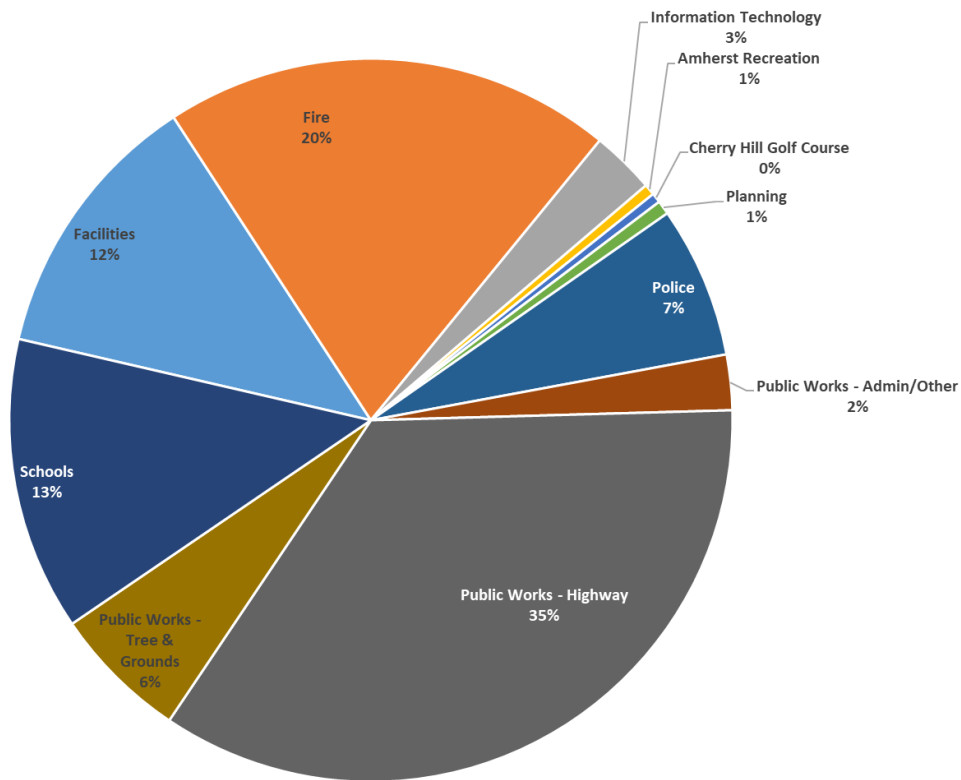
- repair and replacement of roads and sidewalks;
- replacement of Fire and (Emergency Management Services) EMS vehicles approaching end of life;
- acquisition of an electric school bus and charging equipment in conjunction with a State grant;



- maintenance of Town and School buildings by allocating funds for small repair and improvement projects;
- acquisition of field equipment to improve the condition and quality of the Town's athletic fields;
- replacement of the aging emergency services dispatch console; and
- implementation of strategies identified in the Climate Action, Adaptation, and Resiliency plan.

The estimated financial impact of major Town buildings identified for replacement is also included in the plan.

The chart below illustrates how the FY 2024 plan allocates funds across departments (does not include borrowings for building projects). All the projects are considered through the lens of sustainability and how the Town can reduce its environmental impact.



The five-year plan includes projects deemed the highest priority and can be funded with projected resources. There are other important capital projects that are not included in the five-year plan due to insufficient funding or because they are still in the planning phase. Those projects are also presented in this document.

A five-year plan is just that, a planning tool to guide decision making and solicit feedback and input. The plan is constantly evolving as circumstances change. In addition, Town staff continue to actively seek alternative funding sources to address eligible projects on the capital plan.

The road ahead on capital will be challenging as we have experienced higher costs due to inflation, an increase in capital requests related to aging buildings and vehicles, and the need to address the replacement of multiple



buildings in Town. To be successful, we will need to prioritize needs over wants, be diligent in our planning, and be decisive when opportunities arise.

The Town Manager and Finance Director welcome and encourage your feedback and questions on this plan. You may communicate with us by email or by using the budget feedback form on the Town website located here: [Budget Feedback](#). The public may also attend any public meeting and share thoughts during public comment.

TIMELINE

The Calendar for the Joint Capital Planning Committee’s review of the Capital Improvement Program is shown below.

Joint Capital Planning Committee Meeting Dates

Date	Agenda
Thursday, Feb 9, 2023 1:00 – 3:00 PM	Introductions Review role of Joint Capital Planning Committee Review FY23 plan Review timeline and process for FY24
Thursday, Feb 16, 2023 1:00 – 3:00 PM	Present Town Manager’s Preliminary Five-Year Capital Improvement Program & Review of Capital Inventory & Unspent Articles (45 min) General Questions (60 min) Resident Capital Request (15 min)
Thursday, Feb 23, 2023 1:00 pm – 3:00 PM	<u>Project Discussions:</u> Town Facilities (45 min) Police (30 min) School and Town Info Technology (30 min)
Thursday, Mar 2, 2023 1:00 – 3:00 PM	<u>Project Discussions:</u> Recreation (30 min) Public Works (60 min)
Thursday, Mar 9, 2023 1:00 – 3:00 PM	<u>Project Discussions:</u> School Facilities and Transportation (60 min) Planning (15 min) Fire (30 min)
Thursday, Mar 16, 2023 1:00 – 3:00 PM	Recommendation Discussion
Thursday, Mar 23, 2023 1:00 – 3:00 PM	Finalize Recommendation Report Discussion



FIVE YEAR PLAN

FY 24 - 28 Capital Improvement Program Funding Summary	FY 24 Proposed	FY 25 Projected	FY 26 Projected	FY 27 Projected	FY 28 Projected	FY 24 - FY 28 Projected
Prior Year Levy Limit	61,808,386	64,003,596	66,253,686	68,560,028	70,924,029	
+ 2.5% Allowable Increase	1,545,210	1,600,090	1,656,342	1,714,001	1,773,101	
New Growth Estimate	650,000	650,000	650,000	650,000	650,000	
Levy Limit Estimate	64,003,596	66,253,686	68,560,028	70,924,029	73,347,130	
Cash Capital (Goal 10%)	\$ 6,234,422 10.5%	\$ 6,489,881 10.5%	\$ 6,720,378 10.5%	\$ 6,956,637 10.5%	\$ 7,198,803 10.5%	\$ 33,600,120
Debt Exclusion	\$ -	\$ 735,000	\$ 805,000	\$ 1,935,627	\$ 2,659,377	\$ 6,135,004
Reserves (Stabilization)						\$ -
Community Preservation Act	\$ 443,460	\$ 520,250	\$ 523,150	\$ 472,200	\$ 457,300	\$ 2,416,360
Comcast Funding	\$ 75,000	\$ 75,000	\$ 75,000	\$ -	\$ -	\$ 225,000
Other	\$ 984,516	\$ 136,000	\$ 450,000	\$ -	\$ 450,000	\$ 2,020,516
State Aid	\$ 841,883	\$ 841,883	\$ 841,883	\$ 841,883	\$ 841,883	\$ 4,209,415
Total	\$ 8,579,281	\$ 8,798,014	\$ 9,415,411	\$ 10,206,347	\$ 11,607,363	\$ 48,606,415
Borrowing	725,000	1,840,000	2,500,000	28,775,000	-	33,840,000
FY 24 - 28 Capital Improvement Program Expenditure Summary	FY 24 Proposed	FY 25 Projected	FY 26 Projected	FY 27 Projected	FY 28 Projected	FY 24 - FY 28 Projected
Cash Capital						
Actual Debt (includes CPA, Comcast)	\$ 1,180,048	\$ 2,994,736	\$ 3,110,191	\$ 3,087,792	\$ 2,988,112	\$ 13,360,879
Projected Debt	\$ 50,000	\$ 50,000	\$ 1,151,800	\$ 1,196,990	\$ 2,385,783	\$ 4,834,573
New Projects	\$ 5,522,834	\$ 4,154,400	\$ 3,162,600	\$ 3,066,600	\$ 2,126,600	\$ 18,033,034
Total Cash Capital	\$ 6,752,882	\$ 7,199,136	\$ 7,424,591	\$ 7,351,382	\$ 7,500,495	\$ 36,228,485
Debt Exclusion	\$ -	\$ 735,000	\$ 805,000	\$ 1,935,627	\$ 2,659,377	\$ 6,135,004
Other	\$ 984,516	\$ 136,000	\$ 450,000	\$ -	\$ 450,000	\$ 2,020,516
State Aid	\$ 841,883	\$ 841,883	\$ 841,883	\$ 841,883	\$ 841,883	\$ 4,209,415
Total	\$ 8,579,281	\$ 8,912,019	\$ 9,521,474	\$ 10,128,892	\$ 11,451,755	\$ 48,593,420
Over/Under Available Funding	(0)	(114,005)	(106,063)	77,455	155,608	12,995

Overview

The top section of this chart shows what funds are available for capital. Each year, a percentage of the levy is earmarked for capital and is called cash capital. That percentage is 10.5% for each year shown. Other sources of funds include borrowing, State Aid, Community Preservation Act, Comcast, and other revenue sources.

The bottom section of the chart shows the proposed uses and how they will be funded.

The bottom line shows whether the plan is in balance or not for each year.



Department	Location	Type	Project Description	Funding Source	FY24 - FY28					TOTAL
					FY 24	FY 25	FY 26	FY 27	FY 28	
Facilities										
Facilities	All Buildings	Facility	Interior/Exterior Maintenance/ADA Improvements	Cash Capital	150,000	90,000	55,000	90,000	55,000	440,000
Facilities	All Buildings	Equipment	Equipment	Cash Capital		65,000				65,000
Facilities	All Buildings	Facility	Energy Sustainability Improvements	Cash Capital	200,000	200,000	200,000	200,000	200,000	1,000,000
Facilities	Bangs	Facility	Second Floor Renovation	Cash Capital	50,000					50,000
Facilities	Bangs	Facility	Windows	Cash Capital			175,000			175,000
Facilities	Child Care Facility	Facility	Natural Gas Conversion	Cash Capital		25,000				25,000
Facilities	Child Care Facility	Grounds	Paving	Cash Capital	50,000					50,000
Facilities	Munson Memorial	Facility	Fire Alarm System	Cash Capital	65,000					65,000
Facilities	Munson Memorial	Facility	Shed	Cash Capital		23,000				23,000
Facilities	Police Station	Facility	Roof Design & Repair	Cash Capital	300,000					300,000
Facilities	Fire Station	Facility	Kitchen Renovation	Cash Capital	30,000					30,000
Facilities	Town Hall	Facility	Flooring	Cash Capital		80,000				80,000
Facilities	Town Hall	Facility	Boiler Replacement	Cash Capital	140,000					140,000
Department Total					985,000	483,000	430,000	290,000	255,000	2,443,000
Information Technology										
Information Technology	Town Hall	Equipment	Technology Equipment/Infrastructure Replacemer	Cash Capital	200,000	200,000	125,000	125,000	125,000	775,000
Information Technology	Town Hall	Facility	Cyber Security Improvements	Cash Capital			75,000			75,000
Information Technology	Town Hall	Facility	Website Redesign	Cash Capital		25,000				25,000
Information Technology	Town Hall	Facility	Other Department Requests	Cash Capital	-	-	46,000			46,000
Information Technology	Jones Library	Equipment	IT Equipment	Cash Capital	29,200	51,500	29,200	29,200	29,200	168,300
Department Total					229,200	276,500	275,200	154,200	154,200	1,089,300
Fire										
Fire	Fire Station	Equipment	Replace Hose	Cash Capital		18,000				18,000
Fire	Fire Station	Equipment	Portable Radios	Cash Capital	50,000					50,000
Fire	Fire Station	Equipment	Thermal Imaging Cameras	Cash Capital		21,000	21,000			42,000
Fire	Fire Station	Equipment	Ambulance Laptop Computers	Cash Capital		15,000		15,000		30,000
Fire	Fire Station	Equipment	Equipment	Other	24,207					24,207
Fire	Fire Station	Equipment	Power Loaders and Stretchers	Other	261,809					261,809
Fire	Fire Station	Equipment	Automatic CPR Devices	Other		56,000				56,000
Fire	Fire Station	Equipment	EMS Defibrillators/Monitors	Other	48,500	80,000				128,500
Fire	Fire Station	Equipment	Protective gear	Cash Capital	50,000	50,000	50,000	50,000	50,000	250,000
Department Total					434,516	240,000	71,000	65,000	50,000	860,516
Police										
Police	Police Station	Equipment	In Car Video System (2 per year)	Cash Capital			18,000			18,000
Police	Police Station	Equipment	Dispatch Console Upgrade	Cash Capital	322,733					322,733
Police	Police Station	Facility	Lockers	Cash Capital		80,000				80,000
Police	Police Station	Facility	Replace IMC Data System	Cash Capital			300,000			300,000
Department Total					322,733	80,000	318,000	-	-	720,733




Department	Location	Type	Project Description	Funding Source	FY24 - FY28					TOTAL
					FY 24	FY 25	FY 26	FY 27	FY 28	
Schools										
Schools	Crocker Farm	Facility	Roof	Borrowing		100,000	2,500,000			2,600,000
Schools	Crocker Farm	Facility	Replacement Windows	Borrowing		500,000				500,000
Schools	Crocker Farm	Equipment	Electrical Service Upgrade	Cash Capital		50,000	50,000	20,000	20,000	140,000
Schools	Crocker Farm	Equipment	HVAC Equipment Replacement	Borrowing		490,000				490,000
Schools	Crocker Farm	Equipment	Cafetorium Curtain Replacement	Cash Capital				50,000		50,000
Schools	Schools	Equipment	Energy Management Upgrades	Cash Capital		15,000	15,000	15,000	15,000	60,000
Schools	Schools	Equipment	Technology Equipment	Cash Capital	59,918	167,400	282,400	207,400	167,400	884,518
Schools	Schools	Equipment	Non School Bus Charging Infrastructure	Cash Capital	50,000					50,000
Schools	Schools	Equipment	Copiers	Cash Capital		12,000	51,000	-	-	63,000
Schools	Schools	Facility	HVAC Replacements & Improvements	Cash Capital	70,000	100,000	100,000	100,000	100,000	470,000
Schools	Schools	Facility	Electrical System Certification	Cash Capital		80,000				80,000
Schools	Schools	Facility	Interior/Exterior Upgrades & ADA Improvements	Cash Capital	50,000	110,000	70,000	70,000	70,000	370,000
Schools	Schools	Facility	Asbestos Management	Cash Capital	10,000	20,000	20,000	-	-	50,000
Schools	Schools	Facility	School Security	Cash Capital	25,000	25,000	10,000	10,000	10,000	80,000
Schools	Schools	Equipment	Furniture Replacement	Cash Capital	10,000	20,000	20,000	20,000	20,000	90,000
Department Total					274,918	1,689,400	3,118,400	492,400	402,400	5,977,518
Public Works										
Public Works - Admin/Other	Public Works	Equipment	Radio Upgrade to Digital	Cash Capital		35,000	35,000			70,000
Public Works - Admin/Other	Public Works	Facility	Waste Processing	Cash Capital		40,000				40,000
Public Works - Admin/Other	Public Works	Grounds	Transportation Engineering	Cash Capital	50,000	50,000	50,000	50,000	50,000	250,000
Public Works - Admin/Other	Public Works	Grounds	Storm Water Management Program	Cash Capital	50,000	100,000	100,000	100,000	100,000	450,000
Public Works - Admin/Other	Public Works	Facility	Facility Repairs	Cash Capital	100,000					100,000
Public Works - Highway	Public Works	Grounds	Sidewalks Around Town	Cash Capital	300,000	50,000	50,000	50,000	50,000	500,000
Public Works - Highway	Public Works	Grounds	Road Repair/Resurfacing	Cash Capital	1,352,483	600,000	600,000	600,000	600,000	3,752,483
Public Works - Highway	Public Works	Grounds	Asphalt Hotbox	Cash Capital	60,000					60,000
Public Works - Highway	Public Works	Grounds	Road Repair/Resurfacing	State Aid	841,883	841,883	841,883	841,883	841,883	4,209,415
Public Works - Street & Traffic Light	Public Works	Equipment	Street Light Relamping	Cash Capital		12,000		12,000		24,000
Public Works - Tree & Grounds	Public Works	Equipment	Field Maintenance Equipment	Cash Capital	230,000	109,000				339,000
Public Works - Tree & Grounds	Public Works	Equipment	5 foot Scag Mower	Cash Capital		18,500				18,500
Public Works - Tree & Grounds	Public Works	Grounds	Tree Planting and Removal Support	Cash Capital	60,000	60,000	60,000	60,000	60,000	300,000
Department Total					3,044,366	1,916,383	1,736,883	1,713,883	1,701,883	10,113,398
Conservation										
Conservation	Town Hall	Equipment	Compact Excavator	Cash Capital	-	65,000				65,000
Conservation	Town Hall	Grounds	Trail Improvements	Cash Capital	-		25,000	25,000	25,000	75,000
Conservation	Town Hall	Grounds	Dam/dike repair	Cash Capital	-	125,000				125,000
Department Total					-	190,000	25,000	25,000	25,000	265,000
Planning										
Planning	Town Hall	Planning	Planning Consultants (Zoning, Feasibility Studies)	Cash Capital	50,000		50,000		50,000	150,000
Department Total					50,000	-	50,000	-	50,000	150,000



Department	Location	Type	Project Description	Funding Source	FY24 - FY28					
					FY 24	FY 25	FY 26	FY 27	FY 28	TOTAL
Amherst Recreation										
Amherst Recreation	Middle School	Facility	Playground Replacement War Memorial	Borrowing	-	350,000				350,000
Amherst Recreation	Middle School	Facility	Playground Replacement Mill River	Borrowing	-	400,000				400,000
Department Total					-	750,000	-	-	-	750,000
Cherry Hill Golf Course										
Cherry Hill Golf Course	Cherry Hill	Equipment	Fairway Unit	Cash Capital		40,000				40,000
Cherry Hill Golf Course	Cherry Hill	Grounds	Parking Lot Repairs/Patching	Cash Capital	20,000					20,000
Cherry Hill Golf Course	Cherry Hill	Equipment	Top Dresser	Cash Capital	15,000					15,000
Cherry Hill Golf Course	Cherry Hill	Grounds	Irrigation System Improvements	Cash Capital		75,000				75,000
Cherry Hill Golf Course	Cherry Hill	Facility	Carpeting and Furnishings Clubhouse	Cash Capital		25,000				25,000
Department Total					35,000	140,000	-	-	-	175,000
Library										
Amherst Recreation	Jones Library	Equipment	Truck with Plow	Cash Capital		40,000				40,000
Conservation	Middle School	Equipment	Mini Van	Cash Capital	40,000					40,000
Public Works - Tree & Grounds	Town Hall	Equipment	Tractor	Cash Capital		100,000				100,000
Public Works - Tree & Grounds	Public Works	Equipment	One Ton Dump 4X4 with Plow	Cash Capital		139,000		139,000		278,000
Public Works - Tree & Grounds	Public Works	Equipment	Trash Truck	Cash Capital	200,000					200,000
Public Works - Tree & Grounds	Public Works	Equipment	3/4 Ton Pickup with Plow	Cash Capital		75,000				75,000
Public Works - Highway	Public Works	Equipment	Holder sidewalk Plow/Wacker replacement	Cash Capital	-			200,000		200,000
Public Works - Highway	Public Works	Equipment	5-7 yd Dump/Sander Truck (35-40k lb)	Cash Capital	200,000	200,000		200,000		600,000
Public Works - Highway	Public Works	Equipment	5-7 yd Dump/Sander Truck snow equipment	Cash Capital	60,000	60,000		60,000		180,000
Public Works - Highway	Public Works	Equipment	One Ton Dump 4X4 with Plow	Cash Capital		139,000		139,000		278,000
Public Works - Highway	Public Works	Equipment	3/4 Ton Pickup with Plow	Cash Capital		59,000				59,000
Public Works - Highway	Public Works	Equipment	Replace Back hoe or Mini	Cash Capital			150,000			150,000
Schools	Schools	Equipment	Electric School Bus and Charging Infrastructure	Other	200,000					200,000
Schools	Schools	Equipment	Electric School Bus and Charging Infrastructure	Cash Capital	525,000		105,000		105,000	735,000
Schools	Schools	Equipment	Special Education Vans	Cash Capital	-	80,000		60,000		140,000
Schools	Schools	Equipment	Maintenance Fleet Vehicles	Cash Capital	60,000	35,000		70,000		165,000
Police	Police Station	Equipment	Cruisers (hybrids)	Cash Capital	225,000	225,000	225,000	300,000	225,000	1,200,000
Fire	Fire Station	Equipment	Shift Supervisor Vehicle (hybrid)	Cash Capital		55,000				55,000
Fire	Fire Station	Equipment	Ambulance (Hybrid)	Other	450,000		450,000		450,000	1,350,000
Fire	Fire Station	Equipment	Pumper Truck	Borrowing	725,000			725,000		1,450,000
Fire	Fire Station	Equipment	All Terrain Vehicle	Cash Capital	13,500					13,500
Vehicle Total					2,698,500	1,207,000	930,000	1,893,000	780,000	7,508,500
Building Replacement/Renovation										
Public Works - Admin/Other	Public Works	Facility	New Building	Borrowing				28,050,000		28,050,000
Building Replacement/Renovation Total					-	-	-	28,050,000	-	28,050,000
Grand Total					8,074,233	6,972,283	6,954,483	32,683,483	3,418,483	58,102,965



FY24 REQUEST DETAIL

The green leaf symbol highlights projects that directly or indirectly support sustainability improvements through energy efficiency measures or other means. 

Facilities: Interior/Exterior Maintenance/Accessibility Improvements - \$150,000 from Cash Capital

General and ongoing repair needs for all Town owned buildings. The scope of these typical repairs includes work on walls, ceilings, and flooring in office spaces and public areas. Replacement and repair of electrical, plumbing and HVAC fixtures, parts, and equipment. Maintenance of exterior building envelope including minor masonry, roofing, doors, and windows. Includes building components subject to greater wear such as bathroom partitions and accessories, door hardware and closers, signs, window treatments, and service counters. Includes repairs and replacement to building grounds including sidewalks, walkways, stairways, handrails, and lighting. Accessibility improvements are also within the scope of this request.

This request includes the upgrade of the Town Hall Reception Window.

Facilities: Energy Sustainability Improvements - \$200,000 from Cash Capital

Funds for projects related to reducing the Town's carbon footprint. These funds are proposed to be used broadly for sustainability improvements such as improving heating and cooling systems, upgrading vehicle requests to be hybrids or electric where needed, preparing buildings for solar panels, and other energy saving initiatives.

Facilities: Bangs Second Floor Renovation - \$50,000 from Cash Capital

Renovate remaining offices on the second floor of the Bangs Community Center to provide more flexibility of space. Current space is outdated and not usable in its current condition. Parts of the second floor have already been renovated to create new offices for the CRESS department.

Facilities: Childcare Facility Parking Lot Paving - \$50,000 from Cash Capital

Paving the parking area which is in poor condition. Work would include site work, paving, and striping. The Childcare Facility is used by Head Start to provide early childhood services.

Facilities: Munson Memorial Building Fire Alarm System - \$65,000 from Cash Capital

The facility currently has no fire detection. Adding a system will increase safety including alerting the Fire Department and accelerating response time.

Facilities: Police Station Roof Replacement - \$300,000 from Cash Capital

The roof is at the end of its useful life. Part of this project will include evaluating the structural integrity of the roof to determine if solar panels are feasible.



Facilities: Central Fire Station Kitchen Renovation - \$30,000 from Cash Capital

The kitchen is outdated and in need of replacement. It is used by firefighter/paramedics during their shifts in a 24-hour facility. The cabinets are worn due to high level of use. The renovation will replace the cabinets, counter tops, sinks and faucet, and hood.

Facilities: Town Hall Boiler Replacement - \$140,000 from Cash Capital 

The current system is at the end of its life. It will be replaced with a system that does not rely upon fossil fuels. This request would be combined with existing funds to complete the replacement.

Town IT: Technology Equipment/Infrastructure Replacements - \$200,000 from Cash Capital

Regularly scheduled replacements of servers, PCs, printers, routers, switches, and other critical technology infrastructure systems. This will allow us to replace enough equipment to maintain an equipment rotation plan where equipment is phased out at the end of its useful life.

Town IT: Jones Library IT Equipment - \$29,200 from Cash Capital

Regularly scheduled replacements of PCs, printers, routers, switches, and other critical technology infrastructure systems. This will allow us to replace enough equipment to maintain an equipment rotation plan where equipment is phased out at the end of its useful life.

Fire Department: Portable Mobile Radios - \$50,000 from Cash Capital

Ongoing need to replace equipment as it reaches its end of life. New radios meet current standards and are multiband and in compliance with national standards for interoperability. These radios add the ability to communicate with fire departments in Franklin County.

Fire Department: EMS Equipment - \$24,207 from Other (Ambulance Fund)

Funds to purchase new restraint devices that meet current standards including devices fitted for pediatric patients. Also to purchase a lifting device that helps move heavier patients to the stretcher or onto their feet.

Fire Department: EMS Power Loaders and Stretchers - \$261,809 from Other (Ambulance Fund)

Funds to purchase new equipment for each ambulance. The Power Loaders lift the stretcher onto the ambulance and the Power Stretcher automatically raises or lowers the patient. These devices reduce the possibility of back injuries for firefighter/paramedics and resulting time out of work. The existing devices are past their current life expectancy and have been used for over 30,000 patients over the years.

Fire Department: EMS Defibrillators/Monitors - \$48,500 from Other (Ambulance Fund)

These cardiac monitors are essential equipment used by firefighter/paramedics to monitor patient heart rhythms and other vital signs when treating and transporting a patient. If necessary, they can be utilized to perform



defibrillation on a patient to restart their heart. This request is for the third year payment in a three-year lease agreement.

Fire Department: Protective Gear - \$50,000 from Cash Capital

This is part of an annual replacement cycle. Replacement of firefighter protective gear (helmet, coat, bunker pants, boots) is required every ten years to meet National Fire Protection Association (NFPA) standards. Sunlight and other environmental factors and active use break down the critical elements of the protective kits. This appropriation will establish an annual funding amount of \$50,000/year, to replace protective gear as needed. This annual amount is enough to purchase approximately fifteen complete sets of gear. The Town employs career, call, and student firefighters totaling about one hundred members. Fulltime firefighters (45) need two sets of gear each. An annual purchase of fifteen new sets of gear maintains the ten-year replacement cycle.

Police Department: Dispatch Console Upgrade - \$322,733 from Cash Capital

Replacement of emergency communication consoles which include radios and infrastructure to dispatch police, fire, EMS, and CRESS.

Schools: Computers/Technology - \$59,918 from Cash Capital

To upgrade network and Wi-Fi at Crocker Farm and to replace aging/failing projectors.

Schools: Non-Bus Vehicle Charging Infrastructure - \$50,000 from Cash Capital



Develop electrical infrastructure to charge school owned electric vehicles. As a district we will be investing in electric vehicles in the coming years. Development of this infrastructure to accommodate these vehicles will be required to meet needs as well as our climate goals. This will be a project which we will undertake with the other districts as well.

Schools: HVAC Improvements/Replacements - \$70,000 from Cash Capital

Funding to augment school specific Univent and HVAC projects and to support other HVAC needs as they arise. Funding will help prevent failures and address them if they arise.

Schools: Interior/Exterior Upgrades & Accessibility Improvements - \$50,000 from Cash Capital

Ongoing repair of the interior finishes and features of the building including walls, floors, ceilings, doors, stairwells, and fixtures. Includes accessibility upgrades and indoor air quality equipment. Also includes exterior improvements such as parking lot or roof repairs.

Schools: Asbestos Management - \$10,000 from Cash Capital

All three schools have asbestos (even new construction uses asbestos) and ongoing management is needed to keep users of the building safe. This funding will help in the regular review of asbestos handling and sequestration needs as well as be available for unanticipated projects.



Schools: Security - \$25,000 from Cash Capital

Ongoing repair and replacement of security features for the elementary schools including alarms, door hardware, doors, monitoring, and electrical support.

Schools: Furniture Replacement - \$10,000 from Cash Capital

Ongoing replacement of furnishings which are damaged beyond repair including cafeteria tables, chalk boards, chairs, desks, bookcases, fixtures, etc. This would be provided for the Town's elementary schools.

Department of Public Works: Transportation Engineering - \$50,000 from Cash Capital

This is our annual request for funds to support Transportation requests and the Transportation Plan priorities. The money will be used to fund engineering surveys and data collection to move resident concerns to a possible solution.

Department of Public Works: Storm Water Management - \$50,000 from Cash Capital



This is a Federal requirement and is the third year of our new Municipally Separate Storm Sewer System (MS4) permit. There are several required actions that are needed to meet our permit requirements. These funds will be used to contract for engineering, testing, and educational support to meet these requirements. Information on our permit and requirements are posted at <https://www.amherstma.gov/3500/Stormwater-Management>.

Department of Public Works: Facility Repairs - \$100,000 from Cash Capital

These funds will be used for targeted improvements to the Public Works Headquarters while awaiting the construction of a new facility.

Department of Public Works: Sidewalks - \$300,000 from Cash Capital



This is a significant increase in funding to address the backlog of sidewalk repairs that have accumulated and to extend sidewalks where needed. This money can be used on stand-alone issues or pooled with other funds to address larger sidewalk issues.

Department of Public Works: Road Repair/Resurfacing - \$1,352,483 from Cash Capital

These funds are used along with State Chapter 90 and other grant funds to address roadway maintenance. This work may include, shimming, maintenance overlays, localized pavement repairs, traffic signal repairs or upgrades due to damage or wear, sidewalk repairs, guard rails, drainage repairs and/or any other roadway defect. These repairs may or may not be on the 5-year pavement plan.



Department of Public Works: Asphalt Hotbox Replacement - \$60,000 from Cash Capital

To replace the current asphalt recycling machine with a new hot box. The hot box is used to heat up asphalt for repairs during the winter when the asphalt plants are closed. The current recycler is not working properly, and parts are hard to find.

Roads - \$841,883 from State Aid

Funds will be used to repair and replace roads. Funds come from Chapter 90 which is a State Aid program. These funds are yet to be approved by the State and will only be spent if and when the States authorizes the funding.

Department of Public Works: Field Equipment - \$230,000 from Cash Capital

Funds to purchase equipment to help maintain athletic fields including a tractor, deep tine aerator, top dresser, mower, groomer, broad cast spreader, and other turf equipment. This equipment may also be used for the Town Common.

Department of Public Works: Tree Planting and Removal Support - \$60,000 from Cash Capital

Funds to hire contractors or purchase specific equipment and support for dealing with shade tree removals. Includes funds to purchase new shade trees.

Planning: Planning Consultants - \$50,000 from Cash Capital

Funds to hire consultants to support priority initiatives such as East Amherst Village planning and zoning, affordable housing pre-development studies, and evaluation of a parking garage.

Recreation: Cherry Hill Parking Lot Repairs - \$20,000 from Cash Capital

The parking lot is beyond patching and has several large potholes capable of damaging vehicles. These funds will help address a growing problem before it leads to bigger issues.

Recreation: Cherry Hill Top Dresser - \$15,000 from Cash Capital

The top dresser is used by Cherry Hill staff to aerate the greens. The existing equipment is 20 years old and beyond life expectancy, breaking down regularly. The equipment is vital to maintaining the health of the greens and will increase efficiency by reducing labor hours required to aerate the green.

Vehicles: Recreation Van- \$40,000 from Cash Capital 

Replacement of 2008 Chevrolet minivan that is in fair/poor condition and has maintenance concerns. The proposed vehicle would align with the Town's sustainability goals.



Vehicles: Tree and Grounds Trash Truck - \$200,000 from Cash Capital


The Tree and Grounds Division uses a retrofitted truck body with a trash box attached. The truck is utilized seven-days-a-week to collect trash at parks and in receptacles throughout the Town. The truck requires employees to lift trash cans over the side of the side of the truck. The new trash truck will be more efficient and more employee-friendly.

Vehicles: Highway 5-7 Yard Dump/Sander Truck - \$200,000 from Cash Capital

Replacement of a vehicle assigned to the Highway Division. There are five in the fleet.

Vehicles: Highway 5-7 Yard Dump/Sander Truck Snow Equipment - \$60,000 from Cash Capital

Heavy snow equipment for the vehicle above.

Vehicles: Electric School Bus and Charging Infrastructure - \$525,000 from Cash Capital and \$200,000 from Other (Prior Year Closed Capital) 

This is for the replacement of two school buses. The first bus being replaced is diesel. The Town obtained a \$200,000 grant to purchase an electric school bus and charging infrastructure. The grant requires the Town to purchase the bus and seek reimbursement thus the Town will request the grant share from prior year closed capital funds. These funds will be used for the bus and charging infrastructure.

The second bus being replaced is electric but is an early generation model with significant operational issues forcing the bus to be pulled from service frequently. The funds requested above will be to lease a new electric bus.

Vehicles: School Maintenance Fleet Vans - \$60,000 from Cash Capital

This is to replace a maintenance vehicle which is more than 12 years old and reaching the end of its useful life.

Vehicles: Police Cruisers (Hybrid) - \$225,000 from Cash Capital 

Replacing three current gas cruisers with new hybrid cruisers.

Vehicles: Ambulance - \$450,000 from Other (Donation/Ambulance Fund) 

Replacement of 2015 ambulance. Current ambulance delivery schedules are taking two years from order which would put the 2015 vehicle at ten years old when the new vehicle would arrive. The new vehicle will include anti-idling technology to reduce fuel usage.

Vehicles: Fire Pumper Truck - \$725,000 from Borrowing 

Replacement of 2001 pumper truck that has twenty-year life expectancy. New vehicle will take two years to arrive and will include anti-idling technology.



Vehicles: All-Terrain Vehicle - \$13,500 from Cash Capital

Replacement of existing vehicle from 2007 which was donated as a used vehicle at the time of acquisition. Used for rescues in areas inaccessible by larger vehicles such as the hiking trails.



PENDING LIST

The following projects have been considered but are not yet slotted in on the capital improvement program.

Projects planned to be funded through grants or other sources of funding when available:

Department	Location	Project Description	Cost
Conservation	Multiple	Signs	\$50,000
Conservation	Puffer's Pond	Dredging	\$1,200,000
Planning	Kendrick Park	Kendrick Park Design & Construction	\$1,000,000
Public Works	North Amherst	North Amherst Intersection	\$1,800,000
Public Works	Multiple	Building Demolition	\$350,000
Police	Police Dept.	Body Cameras	\$200,000
Schools	Crocker Farm	Playground Replacement	\$500,000

Projects that require more development and analysis:

Department	Location	Project Description	Cost
Conservation	Puffer's Pond	Puffer's Pond Beach/Trail Improvements	\$100,000
Conservation	Puffer's Pond	Puffer's Pond Parking lot	\$100,000
Recreation	Kiwanis Park	Kiwanis Park Comfort Station	\$200,000
Recreation	TBD	Youth Empowerment Center	TBD
Recreation	Multiple	Maintenance Fund	\$100,000
Recreation	War Memorial Pool	Bathhouse and Playground	\$1,000,000
Diversity, Equity, and Inclusion	TBD	Cultural Center	TBD
Planning	Downtown	Downtown Streetscape Improvements	\$100,000
Planning	Downtown	Maintenance and Repair Fund	\$100,000
Planning	Former VFW	Homeless Shelter	TBD
Senior Center	TBD	New Senior Center	TBD



ASSET MAINTENANCE

The Town spends resources each year to maintain its assets. Below is a table that provides maintenance costs and information for Town buildings and vehicles.

	Town Hall		Bangs Community Center		Police Facility		Munson Memorial Building		North Amherst School		Amherst Child Care Facility		East Street School		South East Campus		North & Central Fire Station	
	Square Feet	Hours of Operation Per Week																
Buildings	22,480		33,638		31,723		8,182		10,188		5,500		9,000		9,270		26,668	
Square Feet	75		75		168		50		60		50		0		0		168	
Hours of Operation Per Week																		
	FY 22 Actual	FY 23 Budget	FY 22 Actual	FY 23 Budget	FY 22 Actual	FY 23 Budget	FY 22 Actual	FY 23 Budget	FY 22 Actual	FY 23 Budget	FY 22 Actual	FY 23 Budget	FY 22 Actual	FY 23 Budget	FY 22 Actual	FY 23 Budget	FY 22 Actual	FY 23 Budget
Personnel Services	\$ 157,863	\$ 178,803	\$ 108,559	\$ 108,240	\$ 56,343	\$ 61,433	\$ 29,324	\$ 14,571	\$ 8,700	\$ 6,282	\$ -	\$ -	\$ 8,700	\$ 4,782	\$ -	\$ -	\$ -	\$ -
Heating Fuel	\$ 10,902	\$ 13,000	\$ 15,513	\$ 17,000	\$ 18,376	\$ 30,000	\$ 5,838	\$ 5,000	\$ 4,712	\$ 6,250	\$ -	\$ -	\$ -	\$ 4,800	\$ 8	\$ 1,300	\$ 13,325	\$ 22,800
Electricity	\$ 47,150	\$ 47,100	\$ 39,204	\$ 36,000	\$ 87,324	\$ 85,200	\$ 5,479	\$ 6,000	\$ 3,921	\$ 3,950	\$ -	\$ -	\$ 581	\$ 900	\$ 957	\$ 1,600	\$ 43,004	\$ 38,000
Refuse Collection	\$ 1,298	\$ 1,850	\$ 280	\$ 1,500	\$ -	\$ 1,300	\$ 270	\$ 450	\$ 385	\$ 250	\$ -	\$ -	\$ -	\$ -	\$ -	\$ -	\$ -	\$ -
Water/Sewer	\$ 1,413	\$ 1,000	\$ 10,247	\$ 4,550	\$ 3,352	\$ 2,625	\$ 59	\$ 250	\$ 361	\$ 500	\$ -	\$ -	\$ 190	\$ 200	\$ 160	\$ 200	\$ 2,384	\$ 3,000
Building Maintenance & Contracts	\$ 19,913	\$ 21,925	\$ 16,491	\$ 11,500	\$ 31,933	\$ 18,100	\$ 2,956	\$ 9,250	\$ 1,779	\$ 4,050	\$ 1,135	\$ 3,300	\$ 1,913	\$ 800	\$ 90	\$ 1,000	\$ 33,349	\$ 21,800
Grounds Maintenance	\$ 2,451	\$ 250	\$ 370	\$ 600	\$ 588	\$ 500	\$ 225	\$ 100	\$ 467	\$ -	\$ -	\$ -	\$ -	\$ -	\$ -	\$ -	\$ 1,145	\$ 1,000
Equipment Maintenance	\$ -	\$ 1,950	\$ -	\$ 1,000	\$ -	\$ 3,830	\$ -	\$ 525	\$ -	\$ 950	\$ -	\$ 1,000	\$ -	\$ -	\$ 210	\$ -	\$ 21,765	\$ 11,000
Supplies	\$ 5,980	\$ 4,600	\$ 1,663	\$ 5,775	\$ 6,163	\$ 4,700	\$ -	\$ 700	\$ -	\$ 750	\$ -	\$ -	\$ -	\$ -	\$ -	\$ -	\$ 4,122	\$ 6,500
All Other	\$ 3,017	\$ 11,500	\$ 2,171	\$ 1,900	\$ 332	\$ 500	\$ 148	\$ 150	\$ -	\$ -	\$ -	\$ -	\$ -	\$ -	\$ -	\$ -	\$ -	\$ -
Total	\$ 249,987	\$ 281,978	\$ 194,498	\$ 188,065	\$ 204,411	\$ 208,188	\$ 44,299	\$ 36,996	\$ 20,325	\$ 22,982	\$ 1,135	\$ 4,300	\$ 11,384	\$ 11,482	\$ 1,425	\$ 4,100	\$ 119,094	\$ 104,100
	Police Department		Fire Department		Animal Control		Public Works		Conservation		Recreation		Community Center		All Schools			
	FY 22 Actual	FY 23 Budget	FY 22 Actual	FY 23 Budget	FY 22 Actual	FY 23 Budget	FY 22 Actual	FY 23 Budget	FY 22 Actual	FY 23 Budget	FY 22 Actual	FY 23 Budget	FY 22 Actual	FY 23 Budget	FY 22 Actual	FY 23 Budget		
Vehicles																		
Vehicle Maintenance	\$ 53,445	\$ 60,000	\$ 132,819	\$ 123,500	\$ 34	\$ 1,125	\$ 30,479	\$ 43,300	\$ 489	\$ 750	\$ 459	\$ 730	\$ -	\$ -	\$ 39,193	\$ 31,205		
Vehicle Fuel	\$ 70,183	\$ 60,000	\$ 55,848	\$ 46,000	\$ 3,500	\$ 3,500	\$ 83,180	\$ 103,761	\$ 4,240	\$ 2,552	\$ 360	\$ 1,000	\$ 410	\$ 550	\$ 41,303	\$ 23,000		
Vehicle Supplies	\$ -	\$ 3,500	\$ 323	\$ 1,800	\$ -	\$ 500	\$ 3,771	\$ 7,000	\$ 79	\$ 150	\$ -	\$ -	\$ -	\$ -	\$ 7,676	\$ -		
Transportation Services	\$ -	\$ -	\$ -	\$ -	\$ -	\$ -	\$ -	\$ -	\$ -	\$ -	\$ -	\$ -	\$ -	\$ -	\$ 696,168	\$ 661,247		
Number of Vehicles	28		21		1		39		5		2		3		32			
Total	\$ 123,628	\$ 123,500	\$ 188,990	\$ 171,300	\$ 3,534	\$ 5,125	\$ 117,430	\$ 154,061	\$ 4,808	\$ 3,452	\$ 819	\$ 1,730	\$ 413	\$ 550	\$ 784,372	\$ 715,452		



	Public Works Headquarters		Crocker Farm Elementary School		Fort River Elementary School		Wildwood Elementary School	
	FY 22 Actual	FY 23 Budget	FY 22 Actual	FY 23 Budget	FY 22 Actual	FY 23 Budget	FY 22 Actual	FY 23 Budget
Buildings								
Square Feet	18,800		90,800		108,000		108,000	
Hours of Operation Per Week	168		50		50		50	
Personnel Services	\$ -	\$ -	\$ 195,875	\$ 223,157	\$ 218,169	\$ 234,216	\$ 197,160	\$ 216,213
Heating Fuel	\$ 14,293	\$ 10,000	\$ 36,613	\$ 53,278	\$ 35,461	\$ 36,520	\$ 39,871	\$ 73,087
Electricity	\$ 12,488	\$ 10,000	\$ 51,447	\$ 62,920	\$ 66,094	\$ 74,851	\$ 65,956	\$ 76,966
Refuse Collection	\$ -	\$ -	\$ 3,701	\$ 3,256	\$ 4,402	\$ 3,872	\$ 4,402	\$ 3,872
Water/Sewer	\$ 2,178	\$ 1,800	\$ 6,050	\$ 6,600	\$ 7,553	\$ 6,700	\$ 9,544	\$ 8,400
Building Maintenance & Contracts	\$ 10,690	\$ 5,000	\$ 16,814	\$ 11,934	\$ 19,999	\$ 14,195	\$ 19,999	\$ 14,195
Grounds Maintenance	\$ -	\$ -	\$ 3,150	\$ 1,064	\$ 3,747	\$ 1,266	\$ 3,747	\$ 1,266
Equipment Maintenance	\$ -	\$ -	\$ 2,032	\$ 3,061	\$ 2,416	\$ 3,641	\$ 2,416	\$ 3,641
Supplies	\$ 3,388	\$ 2,500	\$ 17,029	\$ 18,667	\$ 20,255	\$ 22,203	\$ 20,255	\$ 22,203
All Other	\$ -	\$ -	\$ 3,823	\$ 1,430	\$ 4,547	\$ 1,701	\$ 4,547	\$ 1,701
Total	\$ 43,037	\$ 29,300	\$ 336,532	\$ 385,366	\$ 382,643	\$ 399,164	\$ 367,897	\$ 421,543
Vehicles								
Vehicle Maintenance								
Vehicle Fuel								
Vehicle Supplies								
Transportation Services								
Number of Vehicles								
Total								
*School building cost figures prorated by square footage								



STATUS OF APPROVED PROJECTS

The chart below shows outstanding balances for all approved projects that are more than three years old (FY20 and earlier). This chart has been updated as of December 27, 2022.

Project #	Department	Project Description	Available Balance	Status
1813C	Info Tech	PHONE SYSTEM UPGRADES/IMPS	\$8,065	Phone system replacement underway.
1814J	Munson	INTERIOR MAINTENANCE	\$17,338	In progress.
1914B	Town Hall	EXTERIOR MAINTENANCE	\$15,000	In progress, to be expended on repointing, repairing of doors, etc....
1914C	Town Hall	EXTERIOR MAINTENANCE	\$4,202	In progress.
1914G	Bangs	FLOORING	\$10,000	In progress, work to begin in the next month or so.
1914H	Munson	AIR CONDITIONER	\$90,000	In progress, developing specifications.
1914I	Police Facility	ROOF DESIGN AND REPAIR	\$15,000	In progress, developing specifications.
1914P	Public Works	WASTE PROCESSING	\$40,000	In progress, planned to be spent in the Spring.
1914R	Recreation	PAINTING BATH HOUSES	\$5,456	In progress, planned to be spent in the Spring.
1914S	Recreation	COMFORT STATION PLUM BROOK	\$125,000	Design and specifications being developed.
205A	Info Tech	INFRASTRUCTURE	\$4,629	In progress.
205D	Info Tech	SOFTWARE/APPLICATIONS	\$146,738	In progress.
205L	Info Tech	LIBRARY TECHNOLOGY	\$18,500	In progress.
205N	Town Hall	BUILDING ENVELOPE	\$541	In progress.
2050	Town Hall	ENERGY CONSERVATION	\$17,985	In progress.
205P	Bangs	INTERIOR MAINTENANCE	\$3,087	In progress.
205R	Childcare Fac	EXTERIOR MAINTENANCE	\$10,000	In progress.
205S	South East Campus	ROOF REPAIRS	\$12,000	In progress.
205T	Police Facility	ROOF DESIGN	\$15,000	In progress.
205U	Public Works	SECURITY SYSTEM	\$20,000	In progress.
205AB	Public Works	TRANSPORTATION PLAN	\$15,050	In progress.



Project #	Department	Project Description	Available Balance	Status
205AA	Public Works	PAVING	\$67,425	In progress.
205J	Public Works	DUMP/SANDER TRUCK	\$5,383	In progress.
205X	Public Works	SCHOOL ZONE LIGHTS	\$3,448	In progress.
2026	Conservation	HICKORY RIDGE	\$77,229	In progress.
3952D4 (17)	Schools	BUILDING IMPROVEMENTS	\$20,000	Parking lot lights at Fort River. On hold until status of new elementary school is determined.
3954D4 (18)	Schools	BUILDING IMPROVEMENTS	\$34,455	Parking lot lights at Wildwood. On hold until status of new elementary school is determined.
3955D4 (19)	Schools	NEW EQUIPMENT	\$85,000	Will be returned to the Town.
3955D4 (19)	Schools	REPLACEMENT EQUIPMENT	\$1,972	Copier replacement. In progress.
3956D4 (19)	Schools	BUILDING IMPROVEMENTS	\$607	In progress.
3956D4 (19)	Schools	BUILDING IMPROVEMENTS	\$137,561	In progress and is influenced by the elementary building project. Was delayed by COVID.
3957D4 (20)	Schools	REPLACEMENT EQUIPMENT	\$11,000	Copier replacement. In Progress.
3957D4 (20)	Schools	VEHICLES	\$381	In Progress.
3957D4 (20)	Schools	FURNITURE AND FIXTURES	\$16,502	In Progress.
3958D4 (20)	Schools	BUILDING IMPROVEMENTS	\$207,053	In Progress.
3958D4 (20)	Schools	BUILDING IMPROVEMENTS	\$132,111	In Progress.
3958D4 (20)	Schools	BUILDING IMPROVEMENTS	\$130,000	In Progress.
3958D4 (20)	Schools	BUILDING IMPROVEMENTS	\$73,322	In Progress.
3958D4 (20)	Schools	BUILDING IMPROVEMENTS	\$21,051	In Progress.



CAPITAL IMPROVEMENT PROGRAM INFORMATION

Project Eligibility:

For a project to be eligible, it must cost at least \$10,000 and be a capital expense (not operating). Capital expenditures are tangible assets or related planning and/or design work. Capital expenditures may also include projects that span more than one year and require the use of a consultant.

Prioritization:

Projects are prioritized based using the following criteria: Safety, required by law, asset maintenance, asset preservation, increase operating capacity.

Timing:

Projects are slotted on the five-year capital plan based on availability of funding and the urgency of the request. Some projects may occur over several years. Each year, the Comptroller obtains a status update from the department head in charge of the project.

Financing:

Projects can be funded in several ways:

- **Cash Capital:** An outright purchase of an asset using taxpayer funds earmarked for capital. Annually, a percentage of the levy is earmarked for capital. Usually small to medium size projects are paid for using cash capital.
- **Borrowing:** Large projects require the Town to borrow money and pay back the cost plus interest over a defined period of time.
- **State Aid:** The Town receives State aid through the Chapter 90 Program. These funds can only be use on infrastructure and equipment needs for maintaining the Town's transportation system. These funds are typically spent on road repairs.
- **Other Revenue:** From time to time, alternative revenue sources are identified to pay for capital projects. An example is ambulance receipts. The Town bills insurance providers when its ambulances are used. The receipts go into a fund that can be used to pay EMS services like a new ambulance.

Project Amounts

The department head submitting the project determines the amount. The guidance is to obtain quotes or detailed information that can support the project amount. We also encourage that the amount include a contingency in case costs come in higher than expected.



Appendix A: Capital Inventory



Building & Infrastructure Inventory List

Updated: 1.24.23

Department	Description	Zoning	SQFT	Importance	Age Year Built	Last Reno/ Major Repair	Condition	Insured Value*	Comments (Note Empty Buildings)*
Cherry Hill	Cherry Hill Club House	RO	4,512	Low	2001	NA	Good	\$280,660	
Cherry Hill	Cherry Hill Garage	RO	2,500	Low	1951	1990	Poor	\$175,078	
Library	North Amherst Library/Sunderland rd.	BVC	1,850	Medium	1880	1989	Fair	\$375,384	Addition to building underway
Library	Jones Library/43 Amity st.	B-G	56,689	Medium	1929	NA	Fair	\$16,023,580	Funding for addition and renovation approved, design underway
Town	South Amherst School/So. East st.	RN/ARP	9,270	Medium	1820	2011	Fair	\$0	Empty Building, used for storage
School	Storage/So. East st.	RN	9,000	Medium	1900	NA	Poor	\$320,266	
Solid Waste	Storage/Belchertown rd.	RLD	1,700	Medium	1982	NA	Good	\$89,567	
Solid Waste	Recycling/Belchertown rd.	RLD	1,700	Medium	1982	NA	Good	\$120,018	
Town	Town Hall/4 Boltwood Ave.	B-G	22,480	High	1889	1998	Fair	\$5,150,000	
Town	Bangs Community Center/70 Boltwood Ave.	B-G	37,185	Medium	1950	1989	Good	\$7,068,017	Second floor partially renovated in 2022
Town	Central Fire Station/No. Pleasant St.	B-G	7,700	High	1929	2012	Critical	\$1,786,487	Planning for replacement underway, funding for schematic design approved
Town	North Fire Station/East Pleasant st.	RN	12,184	High	1974	2014	Poor	\$2,449,727	Exterior improvements underway
Town	Munson Library/So. East st.	RN/ARP	8,182	Low	1920	1989	Fair	\$1,261,750	
Town	Public Works Garage/So. Pleasant st.	RN	20,000	High	1890	2002	Critical	\$2,455,106	Planning for replacement underway, funding for schematic design approved
Town	Bath House/off Triangle st.	RG	5,600	Medium	1960	2012	Poor	\$239,787	Replacement needed, CPA proposal submitted
Town	Garage Shelter/off Triangle st.		3,200	High	2005	NA	Good	\$97,916	
Town	Comfort Station/off Triangle st.	RG	NA	NA	1960	2013	Good	\$46,228	
Town	Pool Filter Building/off Triangle st.	RG					Poor	\$19,516	
Town	Comfort Station/Groff Park	RN	825	Medium	1990	2013	Good	\$163,936	
Town	Swim Pool Building/off Montague rd	RN	2,920	Medium	1973	NA	Good	\$448,058	
Town	Filter House/off Montague rd.	RN	608	Medium	1973	NA	Good	\$61,477	
Town	Maintenance Building/off Montague rd.	RN	891	Medium	1973	NA	Good	\$116,855	
Town	Park Shelter/off Montague rd.	RN	1,508	Medium	1973	NA	Poor	\$39,554	
Town	Police Station/Main st.	B-G	31,723	High	1989	2008	Good	\$5,356,000	
Town	North Amherst School/Sunderland rd.	BVC	10,188	Low	1900	2009	Fair	\$1,323,941	
Town	East Street School/So. East st.	RVC	9,000	Medium	1900	2015	Poor	\$0	Empty Building; Used as a storage facilities for multiple Town Departments
Town	Child Care Facility	RN	5,500	Medium	1991	2013	Good	\$1,014,035	
Town	Ziomek Field (Community) Lighting	RG	NA	Medium	1960	NA	Fair	\$127,331	
Town	Hitchcock Center	RN	4,600	Low	1950	NA	Poor	\$254,657	Planned demo
Town	50 Station Road	R-LD / ARP						\$13,116	
Water	72 Station Road	R-O / ARP					Poor	\$672,506	
Town	Triangle Street/Parks garage	RG					Good	\$381,990	
Transp.	Parking Garage	B-G	56,640	Medium	2002	NA	Good	\$6,366,449	
Water	Storage Tank/East Pleasant st.	NA	NA	High	1930	NA	Poor	\$655,745	Removal being planned
Water	Old Cushman Pump Station/Market Hill rd.	RN	400	Low	1940	NA	Good	\$31,148	



Building & Infrastructure Inventory List

Updated: 1.24.23

Department	Description	Zoning	SQFT	Importance	Age Year Built	Last Reno/ Major Repair	Condition	Insured Value*	Comments (Note Empty Buildings)*
Water	Gate House/Atkins Reservoir	RN					Fair	\$13,116	
Water	Pump Station/Well #2 West Field So. Amherst	FPC/AR P	640	High	1950	2010	Good	\$65,574	
Water	Pump Station/Well #1 West Field So. Amherst	FPC/AR P	640	High	1950	2010	Good	\$78,691	
Water	Chemical Feed Bldg. at well #1 & 2	FPC/AR P	640	High	1950	2010	Good	\$127,331	
Water	Centennial Pump House/Pelham Ma	NA	7,800	High	1981	NA	Good	\$127,331	
Water	Centennial Water Plant/Pelham rd. Pelham	NA	7,800	High	1981	NA	Critical	\$6,366,449	Design for major renovation underway, funding approved
Water	Water Tank/Bay rd.	RLD/AR P	NA	High	1970	2004	Good	\$1,311,490	
Water	Pump House/Well #3 Warren Wright Rd Amherst	NA	480	High	1955	2015	Good	\$509,316	
Water	Village Park Water Tank/off Pleasant st.	RN	NA	High	1976	2009	Good	\$1,967,233	
Water	Baby Carriage Brook Water Plant/So. East st.	RLD/AR P	2,500	High	1981	NA	Good	\$3,819,870	
Water	Pump House/So. East st well #4	RLD/AR P	2,500	High	1981	NA	Good	\$196,723	
Water	Pumping Station/Bay rd. well #5	RLD/AR P	200	High	1985	NA	Good	\$52,461	
Water	Atkins Treatment Plant	RO	11,448	High	1993	NA	Good	\$10,186,320	Needs Roof Replacement
Water	Water Storage Building/586 So. Pleasant	RN	3,200	High	1996	NA	Good	\$177,051	
Water	New Chemical Feed Building- West field						Good	\$191,181	
Sewer	WWTP- Garage	NA	23,872	High	1979	1979	Good	\$94,427	
Sewer	WWTP- Chlorine Bldg	NA	23,872	High	1979	1979	Good	\$320,266	
Sewer	WWTP- Main Plant	NA	23,872	High	1979	1979	Good	\$25,465,798	
Solid Waste	Ruxton 531 Pulpit Hill Rd-storage	RO	3,600	Medium	1961	NA	Critical	\$190,993	shoud remove
Solid Waste	Ruxton 531 Pulpit Hill Rd-salt shed	RO	3,600	Medium	1961	NA	Fair	\$95,964	
Sewer	Pumping Station/West st	FPC	1,280	High	1975	NA	Good	\$509,316	
Sewer	Pumping Station/Stanley ST.	RN	1,653	High	1973	NA	Good	\$509,316	
Sewer	Pumping Station/Main st.	FPC	624	High	1975	NA	Good	\$254,657	
Sewer	Dog Pound	NA	1,700	High	2005	NA	Good	\$393,449	
Town	Hickory Ridge Club House	FPC	9,047	Low	1970	NA	Poor	\$0	Planning reuse of space
Town	Belchertown Road Parcels	RN	2,822	Low	1930 1994	NA	Fair	\$0	Future site of affordable housing
School	Crocker Farm Elementary/West st.	RN	90,800	High	1974	2002	Good	\$19,733,564	CPA funds used on playground
School	Wildwood Elementary/Strong St.	RN	108,000	High	1972	NA	Poor	\$23,471,640	Planning for replacement underway, MSBA feasibility study has begun
School	Fort River Elementary/So. East St.	FPC	108,000	High	1973	NA	Poor	\$23,471,640	Planning for replacement underway, MSBA feasibility study has begun

VEHICLE INVENTORY LIST		TO BE REPLACED WITH PRIOR FUNDING								
		TO BE REPLACE WITH PROPOSED FY24 FUNDING								
UPDATED: 1.24.23		HYBRID/ELECTRIC								
Department	Make & Model	Make	Type	Age (Year Purchased)	Condition	Frequency of Use (weekly, monthly, seasonally)	10/1/2021 Mileage	10/1/2022 Mileage	Fuel Type	Approximate Replacement Value
Conservation	CHEVROLET SILVERADO	Chevy	Pickup Truck	2008	Poor	Daily	76,072	80,669	Gasoline	\$60,000
Conservation	Chevrolet Silverado 2500	Chevy	Pickup Truck	2022	New	Daily	135		Gasoline	\$60,000
Conservation	Chevrolet Silverado 5500	Chevy	Pickup Truck	2022	New	Daily	121		Diesel	\$75,000
Facilities	Chevrolet 3/4 Ton Van	Chevy	Van	2005	Fair	Weekly	138,677	138,677	Gasoline	\$50,000
Facilities	Chevrolet 4x4 Pickup w/plow	Chevy	Pickup Truck with plow	2008	Good	Weekly	112,110		Diesel	\$75,000
Facilities	CHEVROLET SILVERADO	Chevy	Pickup Truck	2008	Good	Weekly	39,731	41,180	Gasoline	\$60,000
Fire	E-ONE C11 (E-2)	E-One	Pumper Truck	2009	Good	Daily	55,316	59,933	Diesel	\$900,000
Fire	EONE PUMPER (E-4)	E-One	Pumper Truck	2003	Good	Weekly	60,625	63,422	Diesel	\$725,000
Fire	EONE PUMPER (E-5)	E-One	Pumper Truck	2001	Fair	Weekly	108,249	110,349	Diesel	\$725,000
Fire	EONE TYPHOON PUMPER (E-1)	E-One	Pumper Truck	2014	Good	Daily	48,980	56,446	Diesel	\$725,000
Fire	FORD 500 (R-10)	Ford	Sedan	2007	Fair	Daily	148,422	160,699	Gasoline	\$45,000
Fire	FORD ESCAPE (R-9)	Ford	SUV	2010	Fair	Daily	72,338	76,481	Gas/Hybrid	\$45,000
Fire	FORD EXPLORER (X-1)	Ford	SUV	2017	Good	Daily	100,805	109,970	Gasoline	\$45,000
Fire	FORD EXPLORER (X-2)	Ford	SUV	2016	Good	Daily	54,596	61,009	Gasoline	\$45,000
Fire	FORD EXPLORER (X-3)	Ford	SUV	2013	Good	Daily	176,859	183,319	Gasoline	\$45,000
Fire	FORD F350 (R-4)	Ford	Pickup Truck	2021	Excellent	Seasonally	570	863	Gasoline	\$60,000
Fire	FORD F550 AMBULANCE (R-16)	Ford	Ambulance	2016	Good	Daily	117,217	129,834	Diesel	\$450,000
Fire	FORD F550 AMBULANCE (R-18)	Ford	Ambulance	2018	Good	Daily	84,366	111,058	Diesel	\$450,000
Fire	FORD HORTON F550 (R-15)	Ford	Ambulance	2015	Good	Daily	152,115	164,394	Diesel	\$450,000
Fire	FORD HORTON F550 (R-21)	Ford	Ambulance	2021	Excellent	Daily	0	24,562	Diesel/Hybrid	\$450,000
Fire	FORD SRWSUP F350 (R-2)	Ford	Pickup Truck	2015	Good	Daily	21,487	26,469	Gasoline	\$60,000
Fire	FORD TAURUS (R-8)	Ford	Sedan	2009	Fair	Daily	151,970	155,035	Gasoline	\$45,000
Fire	FORD TRANSIT (R-5)	Ford	Van	2017	Good	Weekly	4,911	7095	Gasoline	\$50,000
Fire	HORTON TERRASTAR (R-12)	Ford	Ambulance	2013	Fair	Daily	153,809	156,123	Diesel	\$450,000
Fire	KME EXCEL PUMPER (E-3)	KME	Pumper Truck	1999	Fair	Daily	55,258	57,401	Diesel	\$725,000
Fire	SIMON LADDER (L-1)	Simon	Ladder Truck	1988	Poor	Weekly	24,360	24,744	Diesel	\$1,600,000
Fire	SPARTAN BIG EASY (RSQ-1)	Spartan	Fire Truck	2006	Good	Weekly	10,048	10,303	Diesel	\$600,000
IT	NISSAN LEAF	Nissan	Sedan	2015					Electric	\$45,000
Jones	FORD E350	Ford	Van	2006	Poor					\$50,000
Police	CHEVROLET SILVERADO K2500 PICKUP	Chevrolet	Pickup Truck	2001	Poor	Daily	101,438	101,443	Gasoline	\$60,000
Police	CHEVROLET SILVERADO PICKUP	Chevrolet	Pickup Truck	2004	Poor	Daily	71,148	79,417	Gasoline	\$60,000
Police	DODGE RAM VAN	Dodge	Van	1997	Poor	Weekly	58,573	58,839	Gasoline	\$50,000
Police	FORD ECONOVAN E250	Ford	Van	2003	Good	Weekly	6,543	6,620	Gasoline	\$50,000
Police	FORD ECONOVAN E350	Ford	Van	2013	Good	Weekly	6,724	7,119	Gasoline	\$50,000
Police	FORD EXPEDITION SSV	Ford	Patrol SUV	2012	Good	Daily	72,473	75,301	Gasoline	\$75,000
Police	FORD EXPLORER UTILITY	Ford	Admin SUV	2017	Good	Daily	57,965	77,003	Gasoline	\$50,000
Police	FORD EXPLORER UTILITY	Ford	Admin SUV	2016	Good	Daily	90,199	103,805	Gasoline	\$50,000
Police	FORD EXPLORER UTILITY	Ford	Admin SUV	2019	Good	Daily	46,817	67,589	Gasoline	\$50,000
Police	FORD EXPLORER UTILITY	Ford	SUV	2019	Good	Daily	52,979	76,632	Gasoline	\$55,000
Police	FORD FUSION HYBRID SEDAN	Ford	Patrol Sedan	2012	Good	Daily	81,557	96,257	Hybrid	\$45,000
Police	FORD FUSION POLICE RESPONDER HYBRID SEDAN	Ford	Patrol Sedan	2020	Good	Daily	14,804	25,625	Hybrid	\$45,000
Police	FORD POLICE INTERCEPTOR SEDAN	Ford	Patrol Sedan	2014	Good	Daily	91,069	100,829	Gasoline	\$45,000
Police	FORD POLICE INTERCEPTOR SEDAN	Ford	Patrol Sedan	2014	Fair	Daily	59,926	65,410	Gasoline	\$45,000
Police	FORD POLICE INTERCEPTOR UTILITY	Ford	Patrol SUV	2019	Good	Daily	62,551	79,865	Gasoline	\$75,000
Police	FORD POLICE INTERCEPTOR UTILITY	Ford	Patrol SUV	2015	Good	Daily	98,785	113,007	Gasoline	\$75,000
Police	FORD POLICE INTERCEPTOR UTILITY	Ford	Patrol SUV	2019	Good	Daily	32,255	56,502	Gasoline	\$75,000
Police	FORD POLICE INTERCEPTOR UTILITY	Ford	Patrol SUV	2019	Good	Daily	52,726	79,821	Gasoline	\$75,000
Police	FORD POLICE INTERCEPTOR UTILITY	Ford	Patrol SUV	2019	Good	Daily	88,099	105,735	Gasoline	\$75,000
Police	FORD POLICE INTERCEPTOR UTILITY	Ford	Patrol SUV	2019	Good	Daily	59,192	80,463	Gasoline	\$75,000
Police	FORD POLICE INTERCEPTOR UTILITY	Ford	Patrol SUV	2019	Good	Daily	9,107	22,684	Gasoline	\$75,000
Police	FORD POLICE INTERCEPTOR UTILITY	Ford	Patrol SUV	2017	Poor	Daily	111,367	124,468	Gasoline	\$75,000
Police	FORD POLICE INTERCEPTOR UTILITY HYBRID	Ford	Patrol SUV	2021	Good	Daily	15,666	27,622	Hybrid	\$75,000
Police	FORD TAURUS SEDAN	Ford	Sedan	2013	Poor	Daily	131,075	138,655	Gasoline	\$45,000
Police	HD FLHTP ELECTRA GLIDE MOTORCYCLE	Harley	Motorcycle	2010	Good	Seasonal	12,159	12,424	Gasoline	\$21,000
Police	HD FLHTP ELECTRA GLIDE MOTORCYCLE	Harley	Motorcycle	2011	Good	Seasonal	8,872	9,167	Gasoline	\$21,000
Police	HONDA ACCORD SEDAN	Honda	Sedan	2009	Poor	Daily	150,542	159,290	Gasoline	\$45,000
Police	INTERNATIONAL NAVISTAR TRUCK	International	Command Vehicle	2001	Poor	Monthly	117,651	117,683	Diesel	\$175,000
Police/Animal Welfare	CHEVROLET SILVERADO PICKUP	Chevrolet	Pickup Truck	2008	Poor	Daily	107,561	115,103	Gasoline	\$60,000
Police/Parking	FORD FUSION HYBRID SEDAN	Ford	Sedan	2012	Fair	Daily	55,409	61,653	Hybrid	\$45,000
Public Works - Engineering	Chevrolet 2500 HD w/plow	Chevy	Pickup Truck with plow	2005	Fair	Seasonally	104,004	107,269	Gasoline	\$75,000
Public Works - Engineering	Chevrolet Equinox	Chevy	SUV	2022	Good	Weekly	220	890	Gasoline	\$45,000
Public Works - Engineering	Chevy 4x4 Colorado	Chevy	Pickup Truck	2010	Good	Weekly	43,222	48,519	Gasoline	\$60,000
Public Works - Engineering	Chevy Colorado	Chevy	Pickup Truck	2015	Good	weekly	72,339	78,915	Gasoline	\$60,000
Public Works - Engineering	Chevy Equinox	Chevy	SUV	2013	Good	Weekly	22,908	25,804	Gasoline	\$45,000
Public Works - Engineering	Toyota Tacoma 4x2 access cab pickup	Toyota	Pickup Truck	2014	Good	Weekly	31,463	36,622	Gasoline	\$60,000
Public Works - Equip Main	Chevy Siverado 3500HD 4x4 Pickup	Chevy	Pickup Truck	2007	Fair	Weekly	105,235	119,768	Diesel	\$60,000
Public Works - Equip Main	Chevy Van 3500 HD	Chevy	van	2005	Fair	Weekly	136,243	139,225		\$50,000
Public Works - Highway	Chevrolet 2500 Pickup w/plow	Chevy	Pickup Truck with plow	2010	Fair	Seasonally	107,735	114,871	Gasoline	\$75,000
Public Works - Highway	Chevrolet 4X4 Utility P/U, w/plow	Chevy	Pickup Truck with plow	2002	Good	Seasonally	106,161	106,477	Gasoline	\$75,000
Public Works - Highway	Chevrolet C4500 Dump 4X4 w/plow	Chevy	Dumptruck with plow	2005	Good	Weekly	68,361	71,728	Diesel	\$75,000
Public Works - Highway	Chevy 1 Ton, Dump/ sander	Chevy	Dumptruck with plow	2012	Good	Weekly	59,868	66,046	Gasoline	\$75,000
Public Works - Highway	Chevy 1 Ton, Dump/sander	Chevy	Dumptruck	2017	Excellent	Weekly	38,532	55,729	Gasoline	\$75,000
Public Works - Highway	Chevy 2500 4x4 Utility Body	Chevy	Pickup Truck	2017	Excellent	Weekly	46,397	47,559	Gasoline	\$60,000
Public Works - Highway	Chevy 2500 4x4 Utility Body	Chevy	Pickup Truck	2018	Excellent	Weekly	45,370	58,212	Gasoline	\$60,000
Public Works - Highway	Chevy 5500 2x4 w/plow	Chevy	Pickup Truck with plow	2009	Good	Weekly	36,406	37,221	Diesel	\$85,000
Public Works - Highway	CHEVY C4500 KODIAK	Chevy	Pickup Truck	2006	Fair	Weekly	23,295	25,636	Diesel	\$60,000

VEHICLE INVENTORY LIST		TO BE REPLACED WITH PRIOR FUNDING								
		TO BE REPLACE WITH PROPOSED FY24 FUNDING								
UPDATED: 1.24.23		HYBRID/ELECTRIC								
Department	Make & Model	Make	Type	Age (Year Purchased)	Condition	Frequency of Use (weekly, monthly, seasonally)	10/1/2021 Mileage	10/1/2022 Mileage	Fuel Type	Approximate Replacement Value
Public Works - Highway	Chevy K2500 HD Pickup truck	Chevy	Pickup Truck	2013	Good	Weekly	70,496	83,814	Gasoline	\$60,000
Public Works - Highway	Chevy Silverado 3500 HD 1 ton dump	Chevy	Dumptruck	2015	Good	Weekly	48,960	56,969	Gasoline	\$75,000
Public Works - Highway	Chevy Silverado Pickup	Chevy	Pickup Truck	2016	Excellent	Weekly	66,391	75,920	Diesel	\$60,000
Public Works - Highway	Elgin Sweeper	Elgin	Street Sweeper	2004	Poor	Seasonally	46,464	48,649	Diesel	\$300,000
Public Works - Highway	Freightliner 10 wheel dump, plow, sander	Freightliner	Dumptruck with plow	2014	Good	Weekly	42,924	46,274	Diesel	\$190,000
Public Works - Highway	Freightliner 10 wheel dump, plow, sander	Freightliner	Dumptruck with plow	2014	Good	Weekly	41,517	51,889	Diesel	\$190,000
Public Works - Highway	Freightliner Dump truck w/plow	Freightliner	Dumptruck with plow	2020	Excellent	weekly	6,023	11,233	Diesel	\$190,000
Public Works - Highway	Freightliner sander dump w/4way plow	Freightliner	Dumptruck with plow	2014	Good	Weekly	41,213	45,962	Diesel	\$190,000
Public Works - Highway	Freightliner sander dump w/4way plow	Freightliner	Dumptruck with plow	2017	Excellent	Weekly	22,171	26,393	Diesel	\$190,000
Public Works - Highway	Int. Dump-Sander w/plow	Internationa	Dumptruck with plow	2006	Poor	Weekly	90,781	92,628	Diesel	\$190,000
Public Works - Parks	3/4 Ton Pickup Truck	Chevy	Pickup Truck	2012	Good	Weekly	65,837	69,587	Gasoline	\$60,000
Public Works - Parks	Chevrolet 3/4 4X4 w/plow	Chevy	Pickup Truck with plow	2005	Fair	Weekly	152,328	153,433	Gasoline	\$75,000
Public Works - Parks	Chevy 1 Ton Dump Truck	Chevy	Dumptruck	2012	Good	Weekly	33,018	36,320	Gasoline	\$75,000
Public Works - Parks	Chevy 2500 4x4 Utility Body	Chevy	Pickup Truck	2018	Excellent	Weekly	29,162	30,709	Gasoline	\$60,000
Public Works - Parks	Chevy Silverado 2500 HD 4x4 pickup	Chevy	Pickup Truck with plow	2009	Good	Weekly	80,366	85,299	Gasoline	\$85,000
Public Works - Parks	Chevy 5500 4x4 swith N go	Chevy	Pickup Truck with plow	2021	Excellent	Weekly		3,381	Diesel	\$85,000
Public Works - Parks	Chevy Silverado 2500 HD 4x4 pickup	Chevy	Pickup Truck	2015	Good	Weekly	34,322	38,678	Gasoline	\$60,000
Public Works - Parks	Chevy Silverado 2500 HD 4x4 pickup	Chevy	Pickup Truck	2016	Excellent	Weekly	45,530	51,961	Gasoline	\$60,000
Public Works - Parks	Ford F550 4X2 switch N Go	Ford	Pickup Truck	2016	Good	Weekly	26,661	31,432	Gasoline	\$60,000
Public Works - Parks	Freightliner Bucket Truck	Freightliner	Bucket Truck	2018	Excellent	Weekly	10,354	12,477	Diesel	\$100,000
Public Works - Sewer	Chevrolet 4x4 Silverado pickup	Chevy	Pickup Truck	2017	Excellent	Weekly	19,846	23,642	Gasoline	\$60,000
Public Works - Sewer	Chevy 1 ton Dump 4x4	Chevy	Dumptruck	2020	Excellent	Weekly	1,666	2,895	Gasoline	\$75,000
Public Works - Sewer	Chevy 2500 HD	Chevy	Pickup Truck	2012	Good	Weekly	71,659	79,850	Gasoline	\$60,000
Public Works - Sewer	Chevy Colorado	Chevy	Pickup Truck	2019	Excellent	Weekly	34,093	48,060	Gasoline	\$60,000
Public Works - Sewer	Chevy Silverado Pickup	Chevy	Pickup Truck	2016	Excellent	Weekly	39,522	47,774	Gasoline	\$60,000
Public Works - Sewer	Freightliner 1145D Sewer Jet	Freightliner	Sewer Jet	2014	Good	Weekly	19,798	22,179	Diesel	\$350,000
Public Works - Solid Waste	Chevy 2500 4x4 w/plow	Chevy	Pickup Truck with plow	2011	Fair	Weekly	42,138	43,545	Gasoline	\$75,000
Public Works - Solid Waste	Freightliner Roll Off Truck	Freightliner	Roll off Truck	2021	Excellent	Weekly	11,046	21,142	Diesel	\$200,000
Public Works - Solid Waste	Mack Trash Truck	Mack	Trash Truck	1992	Fair	Weekly	77,098	80,788	Diesel	\$0
Public Works - Traffic	Chevrolet Silverado 4x4	Chevy	Pickup Truck	2019	Excellent	Weekly	14,730	20,773	Gasoline	\$60,000
Public Works - Traffic	Ford L550 Aerial lift truck	Ford	Aerial Lift Truck	2013	Fair	Weekly	34,182	35,523	Diesel	\$160,000
Public Works - Water	Chevrolet 4X4 w/plow	Chevy	Pickup Truck with plow	2005	Fair	Seasonally	142,000	142,522	Gasoline	\$75,000
Public Works - Water	Chevy 2500 4x4 w/plow	Chevy	Pickup Truck with plow	2011	Good	Weekly	103,841	112,907	Gasoline	\$75,000
Public Works - Water	Chevy 3500 4x4 dump w/plow	Chevy	Dumptruck with plow	2011	Good	Weekly	26,367	27,413	Gasoline	\$75,000
Public Works - Water	Chevy 4X4 Pickup	Chevy	Pickup Truck	2007	Fair	Weekly	138,019	140,532	Gasoline	\$60,000
Public Works - Water	Chevy 4X4 Pickup	Chevy	Pickup Truck	2020	Excellent	Weekly	14,000	28,410	Gasoline	\$60,000
Public Works - Water	Chevy Colorado	Chevy	Pickup Truck	2012	Good	Weekly	75,500	89,757	Gasoline	\$60,000
Public Works - Water	Chevy Equinox AWD	Chevy	SUV	2019	Excellent	Weekly	16,739	23,385	Gasoline	\$45,000
Public Works - Water	Chevy Pickup truck	Chevy	Pickup Truck	2010	Good	Weekly	112,487	120,588	Gasoline	\$60,000
Public Works - Water	Chevy Silverado 2500HD 4x4 pickup	Chevy	Pickup Truck	2015	Good	Weekly	50,500	59,225	Gasoline	\$60,000
Public Works - Water	Chevy Silverado 2500HD 4x4 pickup	Chevy	Pickup Truck	2016	Excellent	Weekly	31,514	34,533	Gasoline	\$60,000
Public Works - Water	Chevy Silverado 2500HD 4x4 pickup	Chevy	Pickup Truck	2018	Excellent	Weekly	31,794	40,952	Gasoline	\$60,000
Public Works - Water	Chevy Van	Chevy	Van	2017	Excellent	Weekly	58,911	73,074	Gasoline	\$50,000
Public Works - Water	Toyota Tacoma 4x4 access cab pickup	Toyota	Pickup Truck	2014	Good	Weekly	50,550	54,860	Gasoline	\$60,000
Recreation	CHEVROLET SILVERADO	Chevy	Pickup Truck	2017	Excellent	Seasonally/Monthly	9,126	10,227	Gasoline	\$60,000
Recreation	CHEVROLET UPLANDER	Chevy	Pickup Truck	2008	Fair-Poor	Seasonally/Monthly	42,251	46,153	Gasoline	\$60,000
Schools	NISSAN LEAF	Nissan	Sedan	2017	Excellent	Weekly	3,891	4,714	Electric	\$45,000
Schools	CHEVROLET SILVERADO	Chevy	Pickup Truck	2017	Excellent	Weekly	6,904	7,966	Gasoline	\$60,000
Schools	CHEVROLET SILVERADO	Chevy	Pickup Truck	2013	Good	Weekly	9,343	9,978	Gasoline	\$60,000
Schools	INTERNATIONAL ICRP	Internationa	School Bus	2020	Excellent	Weekly	6,474	14,306	Diesel	\$125,000
Schools	CHEVROLET SILVERADO	Chevy	Pickup Truck	2007	Fair	Weekly	15,007	15,590	Gasoline	\$60,000
Schools	CHEVROLET SILVERADO	Chevy	Pickup Truck	2011	Good	Weekly	18,313	19,286	Gasoline	\$60,000
Schools	ELION BUS	Elion	School Bus	2017	Fair	Weekly	22,641	27,485	Electric	\$375,000
Schools	FORD TRANSIT VAN	Ford	Van	2019	Excellent	Weekly	17,089	32,740	Gasoline	\$70,000
Schools	BLUEBIRD 3303 SCHOOL BUS	Bluebird	School Bus	2019	Excellent	Weekly	22,713	34,070	Diesel	\$125,000
Schools	FORD TRANSIT VAN	Ford	Van	2016	Excellent	Weekly	26,360	35,359	Gasoline	\$70,000
Schools	CHEVROLET SILVERADO	Chevy	Pickup Truck	2007	Fair	Weekly	35,654	38,084	Gasoline	\$60,000
Schools	CHEVROLET EXPRESS VAN	Chevy	Van	2010	Good	Weekly	48,529	49,453	Gasoline	\$70,000
Schools	BLUE BIRD BBCV3303 BUS	Bluebird	School Bus	2018	Excellent	Weekly	43,361	52,627	Gasoline	\$125,000
Schools	CHEVROLET EXPRESS VAN	Chevy	Van	2007	Good	Weekly	52,170	54,542	Gasoline	\$70,000
Schools	CHEVROLET EXPRESS VAN	Chevy	Van	2007	Good	Weekly	51,164	57,110	Gasoline	\$70,000
Schools	FREIGHTLINER BUS	Freightliner	School Bus	2016	Good	Weekly	62,071	70,159	Diesel	\$125,000
Schools	THOMAS FRTLNR 311TS	Thomas	School Bus	2016	Excellent	Weekly	64,026	77,432	Diesel	\$125,000
Schools	FORD TRANSIT VAN	Ford	Van	2018	Excellent	Weekly	61,534	84,095	Gasoline	\$70,000
Schools	FORD TRACON	Ford	Van	2017	Poor	Monthly	98,402	99,808	Gasoline	\$70,000
Schools	BLUEBIRD	Bluebird	School Bus	2009	Fair	Monthly	99,621	105,192	Diesel	\$125,000
Schools	THOMAS BUS	Thomas	School Bus	2011	Fair	Monthly	113,154	114,813	Diesel	\$125,000
Schools	FORD ECOVAN	Ford	Van	2013	Good	Weekly	120,447	125,634	Gasoline	\$70,000
Schools	CHEVROLET EXPRESS VAN	Chevy	Van	2015	Good	Weekly	126,322	136,039	Gasoline	\$70,000
Schools	CHEVROLET EXPRESS VAN	Chevy	Van	2014	Good	Weekly	124,274	144,822	Gasoline	\$70,000
Schools	CHEVROLET EXPRESS VAN	Chevy	Van	2004	Poor	Weekly	145,559	144,934	Gasoline	\$70,000
Schools	CHEVROLET EXPRESS VAN	Chevy	Van	2004	Poor	Weekly	143,697	148,066	Gasoline	\$70,000
Schools	CHEVROLET EXPRESS NON STD	Chevy	Van	2010	Good	Weekly	139,461	152,513	Gasoline	\$70,000
Schools	BLUEBIRD	Bluebird	School Bus	2009	Fair	Weekly	145,550	152,832	Diesel	\$125,000
Schools	CHEVROLET EXPRESS VAN	Chevy	Van	2010	Good	Weekly	182,884	196,796	Gasoline	\$70,000
Schools	CHEVROLET EXPRESS VAN	Chevy	Van	2008	Poor	Weekly	197,833	199,053	Gasoline	\$70,000
Schools	CHEVROLET EXPRESS VAN	Chevy	Van	2008	Poor	Weekly	192,015	208,451	Gasoline	\$70,000
Schools	CHEVROLET EXPRESS VAN	Chevy	Van	2008	Poor	Weekly	211,578	213,806	Gasoline	\$70,000
Senior Center	DODGE CARAVAN 7 passenger	Dodge	Van	2010	Good	Daily	51,564	52,448	Gasoline	\$50,000
Senior Center	DODGE GRAND CARAVAN 7 passenger	Dodge	Van	2016	Good	Daily	4,229	4,875	Gasoline	\$50,000
Senior Center	EL DORADO AEROTECH 22 passenger		Van	2004	Poor	No longer used	16,169	16,169	Diesel	\$75,000

