

AMHERST - PELHAM *Regional* SCHOOL DISTRICT
AMHERST, MASSACHUSETTS

Business Office
170 Chestnut Street
Amherst, MA 01002

413-362-1812 (phone)
413-549-9883 (fax)

May 4, 2016

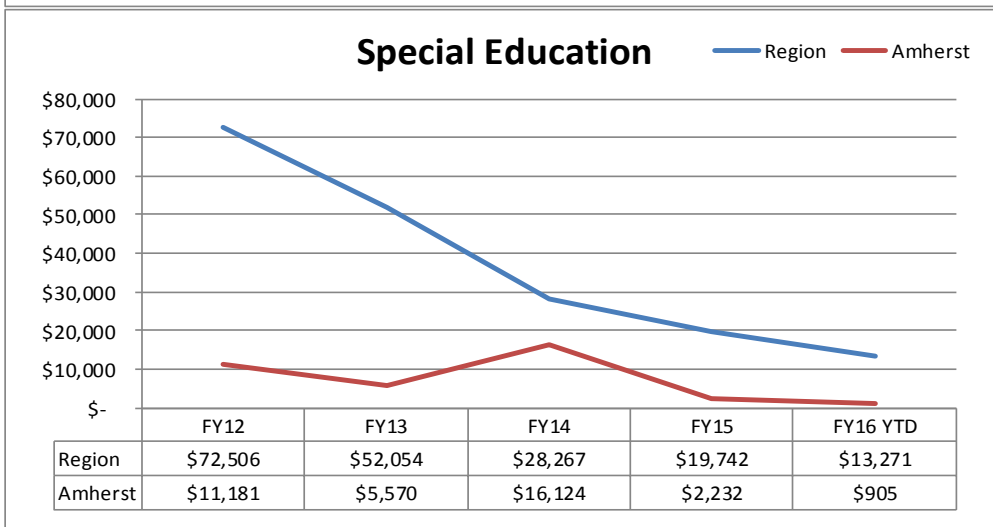
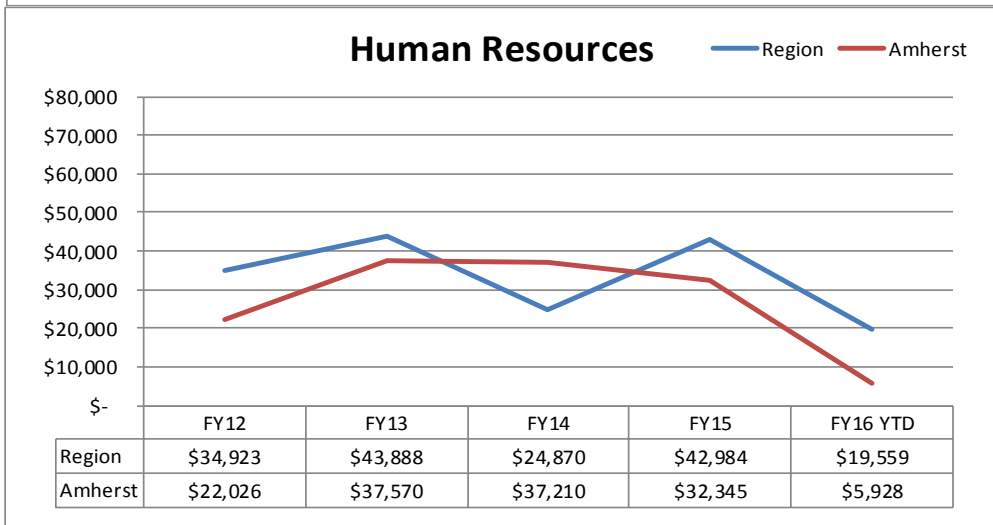
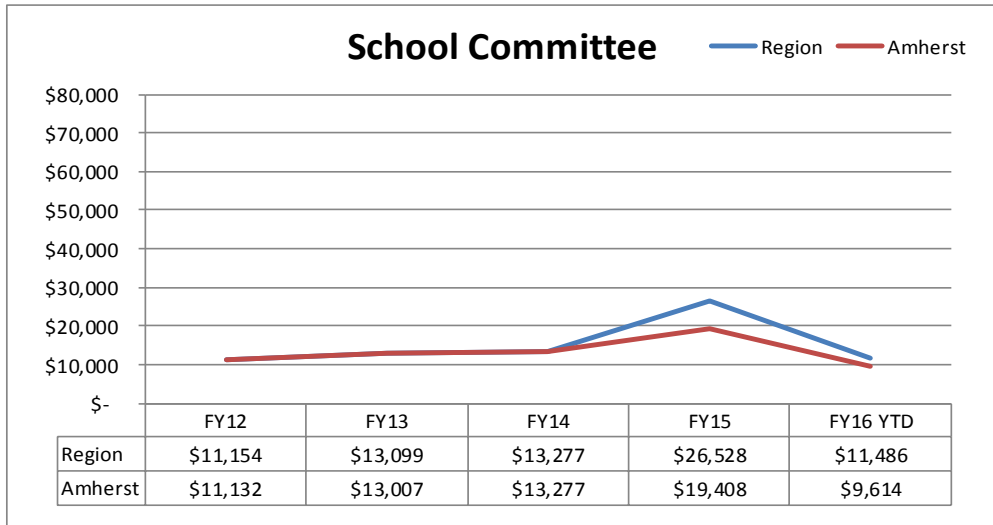
To: Town Meeting
From: Sean Mangano, Director of Finance
RE: Legal Costs

Legal costs exist in two forms: for legal services and for legal settlements. Legal services costs are allocated across three cost centers: Special Education, Human Resources, and School Committee. Each cost center has its own account within the operating budget and can be found in the appropriate section (i.e. School Committee legal services costs are found in the school committee expenditure section of the budget).

Special Education legal services costs are incurred when a matter arises that requires a legal opinion or legal representation and when a legal document needs to be prepared. Human Resources legal services costs are incurred during negotiations with staff and when a personnel matter arises that requires a legal opinion or legal representation. School Committee legal services costs are incurred for all matters that do not fall under Special Education or Human Resources. Examples include when the District asks its attorney for a legal opinion on how to best comply with a new state law or when the School Committee asks the attorney to draft a new regional agreement.

Legal settlement costs are by nature highly sensitive and typically confidential. These costs are paid to an individual or outside party rather than to the District's attorney.

Legal Services Expenditures



Amherst						Region					
School Committee	FY12	FY13	FY14	FY15	FY16 YTD	School Committee	FY12	FY13	FY14	FY15	FY16 YTD
Legal Services	\$ 11,132	\$ 13,007	\$ 13,277	\$ 19,408	\$ 9,614	Legal Services	\$ 11,154	\$ 13,099	\$ 13,277	\$ 26,528	\$ 11,486
Legal Settlements	\$ -	\$ -	\$ -	\$ -	\$ -	Legal Settlements	\$ -	\$ -	\$ -	\$ -	\$ -
Human Resources	FY12	FY13	FY14	FY15	FY16 YTD	Human Resources	FY12	FY13	FY14	FY15	FY16 YTD
Legal Services	\$ 22,026	\$ 37,570	\$ 37,210	\$ 32,345	\$ 5,928	Legal Services	\$ 34,923	\$ 43,888	\$ 24,870	\$ 42,984	\$ 19,559
Legal Settlements	\$ -	\$ -	\$ -	\$ 5,000	\$ -	Legal Settlements	\$ -	\$ -	\$ -	\$ 70,000	\$ -
Special Education	FY12	FY13	FY14	FY15	FY16 YTD	Special Education	FY12	FY13	FY14	FY15	FY16 YTD
Legal Services	\$ 11,181	\$ 5,570	\$ 16,124	\$ 2,232	\$ 905	Legal Services	\$ 72,506	\$ 52,054	\$ 28,267	\$ 19,742	\$ 13,271
Legal Settlements	\$ -	\$ -	\$ -	\$ -	\$ -	Legal Settlements	\$ 147,313	\$ 272,874	\$ 235,434	\$ 176,652	\$ 150,000