

FIRE DEPARTMENT Fiscal Year 2014

Fire & Rescue Services

Our call volume had a slight increase in the total number of emergency calls over the previous year but as has been an ongoing trend, a decrease in Fire responses with an increase in EMS responses.

Through funding from UMass Amherst we have been able to increase staffing during weekend high volume periods during the fall and spring semesters. Also through the recently completed Collective Bargaining Agreement minimum staffing has been increased from seven to eight personnel during the academic year, excluding winter/spring/summer breaks.

Given our staffing challenges we instituted operation of a Paramedic Firetruck to respond when all of our available ambulances are committed to other calls.

The department has acquired funding through state and federal grants amounting to more than \$50,000 which has allowed us to obtain various equipment to enhance our response capability. Generators, a vehicle locator system, a personnel accountability system, a solar powered digital signboard and GPS devices are some of the items.

Our growing Community Emergency Response Team (CERT) has also benefited from state and federal grants allowing it to obtain needed equipment and training.

Emergency Medical Services

Our EMS program continues to provide the residents of Amherst, Hadley, Shutesbury and Pelham with excellent care.

We exemplified the ongoing national trend in that our EMS call volume increased 3% over FY 13. Our requests for EMS mutual aid responses decreased from FY 13 which can be attributed to our increased staffing on weekend nights through funding from UMass Amherst.

The State has announced sweeping changes in recertification protocols for EMS providers. This will significantly change how our personnel will maintain their certifications. We have taken preemptive steps to prepare for the changes.

We were successful in acquiring electrically powered stretchers which have a higher load capacity and put less weight stress on our personnel.

Prevention & Inspection Services

New building projects in Amherst in conjunction with ongoing and new projects at UMass Amherst have steadily increased the demands on our Prevention & Inspection Division. With these projects adding to already high activity volume, our Fire Inspector continues to provide exemplary service as his responsibilities consistently increase.

The partnership of our Prevention/Inspection Division, Inspections and the Health Department continues benefit the Town and our customers through consistent and measured application of regulations.

As part of the Massachusetts Firefighter of the Year activity, our SAFE program was nominated for the Norman Knight Award for Community Excellence. The winner of the award will be announced in the fall of 2014.

Training

Given our operational tempo and with the exception of state mandated training, our training continues to be conducted as opportunity arises. This being the case, a significant amount of our operational training is done off duty.

Our newest Firefighter, Adam Cormier, successfully completed his Recruit Training at the Massachusetts Firefighting Academy.

Members of our Department Technical Rescue Team continue to be critical members of the Western Massachusetts Regional Technical Rescue Team as it continues its development toward operational status.

Members of our Permanent, Call and Student participated in a joint training event with the Massachusetts National Guard Army Aviation Support Facility #2. The scenario was a joint coordination/medical evacuation exercise involving patient transfer from our ambulances. The unit's helicopters landed on the grounds of UMass Amherst to pick up simulated patients.

Members of our department played significant roles in the conception, planning and execution of a regional sheltering exercise held at the Mullins Center, UMass Amherst.

Additional Items

Our certified child car seat installers have joined forces with the Amherst Police Department, UMass Amherst Police Department and Amherst School Department to form a seat installation/inspection cadre. We were also able to obtain \$3,000 in grant funding from Walmart and the Executive Office of Public Safety. The funding will be used to obtain car seats and training.

Our Department was recognized by Employer Support of the Guard & Reserve for our support of our Department members who are Guardsmen or Reservists. Our Department was presented with the Patriot Award and named one of six finalists for the National Freedom Award.

We continue to operate out of a Central Station that has been showing its age for some time in addition to serious wear and tear, the utility and usefulness of the building was outlived decades ago. Upkeep of the building to maintain the minimum level needed for habitation is increasingly challenging and expensive. Replacement of this building with a new headquarters building is a critical need that must be met.

Amherst Fire Department

Annual report of activity for period 7/1/2013 - 6/30/2014

By Town	Fire	%	EMS	%
Amherst	1301	98.9	3231	73.7
Belchertown	0	.0	15	.3
Hadley	1	.1	816	18.6
Leverett	2	.2	102	2.3
Northampton	3	.2	4	.1
Other	3	.2	7	.2
Pelham	0	.0	110	2.5
Shutesbury	3	.2	86	2.0
Sunderland	2	.2	15	.3
TOTALS	1315		4386	

By Month	Fire	%	EMS	%
Jul	98	7.5	294	6.7
Aug	85	6.5	278	6.3
Sep	148	11.3	445	10.1
Oct	139	10.6	434	9.9
Nov	98	7.5	412	9.4
Dec	93	7.1	336	7.7
Jan	133	10.1	350	8.0
Feb	119	9.0	398	9.1
Mar	107	8.1	385	8.8
Apr	101	7.7	395	9.0
May	110	8.4	342	7.8
Jun	84	6.4	317	7.2
TOTALS	1315		4386	

These are the totals for Amherst with the colleges removed.

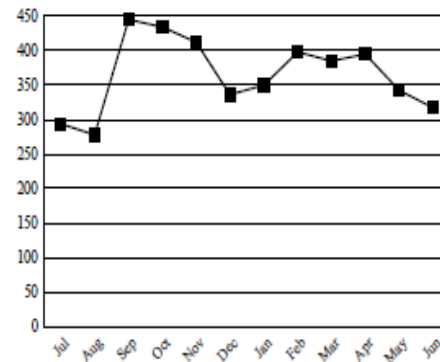
	Fire	EMS
Amherst (only)	885	2344
Amherst College	51	150
Hampshire College	107	61
UMass	258	676

These are just FYI totals of interest during this period.

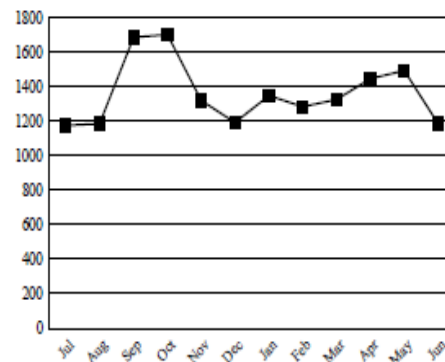
	Fire	EMS
Center for Extended Care	10	79
Sumbridge of Hadley	0	123
UMass	42	12
Fraternalities/Sororities		

By Month	Mutual Aid EMS into Amherst
Jul	1
Aug	1
Sep	8
Oct	14
Nov	3
Jan	2
Feb	4
Mar	3
Apr	5
Jun	2
TOTALS	43

EMS calls only (by month)



Fire incidents only (by month)

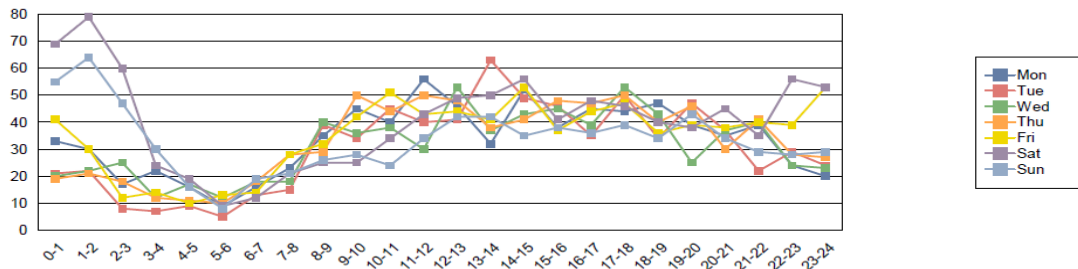


Amherst Fire Department

Both Fire and EMS calls by day of week and time of day

7/1/2013 - 6/30/2014

	0-1	1-2	2-3	3-4	4-5	5-6	6-7	7-8	8-9	9-10	10-11	11-12	12-13	13-14	14-15	15-16	16-17	17-18	18-19	19-20	20-21	21-22	22-23	23-24	Total
Mon	33	30	17	22	16	9	16	23	35	45	40	56	46	32	52	38	45	44	47	39	35	39	24	20	803
Tue	21	22	8	7	9	5	13	15	39	34	45	40	41	63	49	46	35	50	34	47	37	22	29	24	735
Wed	20	22	25	12	17	12	18	18	40	36	38	30	53	37	43	45	39	53	43	25	37	40	24	23	750
Thu	19	21	18	12	11	10	18	28	29	50	44	50	48	38	41	48	47	50	40	46	30	41	28	27	794
Fri	41	30	12	14	10	13	14	28	32	42	51	43	44	41	53	37	44	47	36	39	38	40	39	53	841
Sat	69	79	60	24	19	9	12	21	25	25	34	43	49	50	56	41	48	46	40	38	45	35	56	53	977
Sun	55	64	47	30	16	8	19	21	26	28	24	34	42	42	35	38	36	39	34	43	34	29	28	29	801
Total	258	268	187	121	98	66	110	154	226	260	276	296	323	303	329	293	294	329	274	277	256	246	228	229	5701

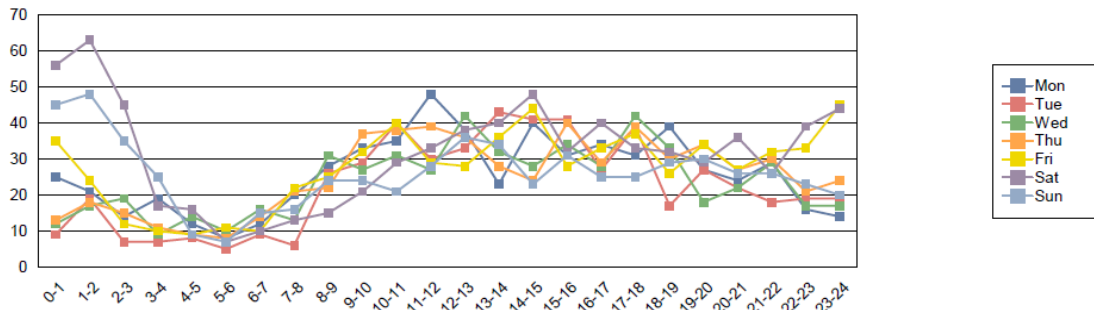


Amherst Fire Department

Number of EMS runs by day of week and time of day

7/1/2013 - 6/30/2014

	0-1	1-2	2-3	3-4	4-5	5-6	6-7	7-8	8-9	9-10	10-11	11-12	12-13	13-14	14-15	15-16	16-17	17-18	18-19	19-20	20-21	21-22	22-23	23-24	Total
Mon	25	21	14	19	12	8	12	20	28	33	35	48	38	23	40	31	34	31	39	27	24	29	16	14	621
Tue	9	19	7	7	8	5	9	6	26	29	40	30	33	43	41	41	27	39	17	27	22	18	19	19	541
Wed	12	17	19	9	14	10	16	13	31	27	31	27	42	32	28	34	28	42	33	18	22	29	17	17	568
Thu	13	18	15	11	9	8	14	21	22	37	38	39	36	28	24	40	29	39	30	34	27	30	21	24	607
Fri	35	24	12	10	9	11	10	22	25	32	40	29	28	36	44	28	33	37	26	34	27	32	33	45	662
Sat	56	63	45	17	16	7	10	13	15	21	29	33	38	40	48	32	40	33	32	29	36	26	39	44	762
Sun	45	48	35	25	9	7	15	16	24	24	21	28	36	34	23	31	25	25	29	30	26	26	23	20	625
Total	195	210	147	98	77	56	86	111	171	203	234	234	251	236	248	237	216	246	206	199	184	190	168	183	4386



	0-1	1-2	2-3	3-4	4-5	5-6	6-7	7-8	8-9	9-10	10-11	11-12	12-13	13-14	14-15	15-16	16-17	17-18	18-19	19-20	20-21	21-22	22-23	23-24	Total
Mon	8	9	3	3	4	1	4	3	7	12	5	8	8	9	12	7	11	13	8	12	11	10	8	6	182
Tue	12	3	1		1		4	9	13	5	5	10	8	20	8	5	8	11	17	20	15	4	10	5	194
Wed	8	5	6	3	3	2	2	5	9	9	7	3	11	5	15	11	11	11	10	7	15	11	7	6	182
Thu	6	3	3	1	2	2	4	7	7	13	6	11	12	10	17	8	18	11	10	12	3	11	7	3	187
Fri	6	6		4	1	2	4	6	7	10	11	14	16	5	9	9	11	10	10	5	11	8	6	8	179
Sat	13	16	15	7	3	2	2	8	10	4	5	10	11	10	8	9	8	13	8	9	9	9	17	9	215
Sun	10	16	12	5	7	1	4	5	2	4	3	6	6	8	12	7	11	14	5	13	8	3	5	9	176
Total	63	38	40	23	21	10	24	43	55	57	42	62	72	67	81	56	78	83	68	78	72	56	60	46	1315

