

AMHERST - PELHAM *Regional* SCHOOL DISTRICT
AMHERST, MASSACHUSETTS

Business Office
170 Chestnut Street
Amherst, MA 01002

413-362-1812 (phone)
413-549-9883 (fax)

April 27, 2016

Dear Amherst Town Meeting Representatives,

Please see the attached information that has been requested in past years. On page two, there is an illustration of the modified regional assessment method that will be explained in more detail at town meeting. On pages three and four, there are charts showing each member town's assessment amounts under the regional agreement method and the statutory method since FY08.

Sincerely,

Sean Mangano
Director of Finance
Amherst Pelham Regional Schools

Assessment Methodology

Taxable Property Method (10%)

Proposed FY 17 Budget	\$ 30,804,122
Other Revenue Sources	\$ (11,259,396)
Net to be Assessed	\$ 19,544,726

Step 1

Determine 10% of assessment by taxable property values

	FY 16 Taxable Property Value		Assessment
	\$\$	%	10%
Amherst	\$ 2,200,466,300	77.58%	\$ 1,516,280
Pelham	\$ 172,092,900	6.07%	\$ 118,636
Leverett	\$ 251,571,490	8.87%	\$ 173,362
Shutesbury	\$ 212,263,400	7.48%	\$ 146,195
Total	\$ 2,836,394,090	100.00%	\$ 1,954,473

Step 3

Add it all together

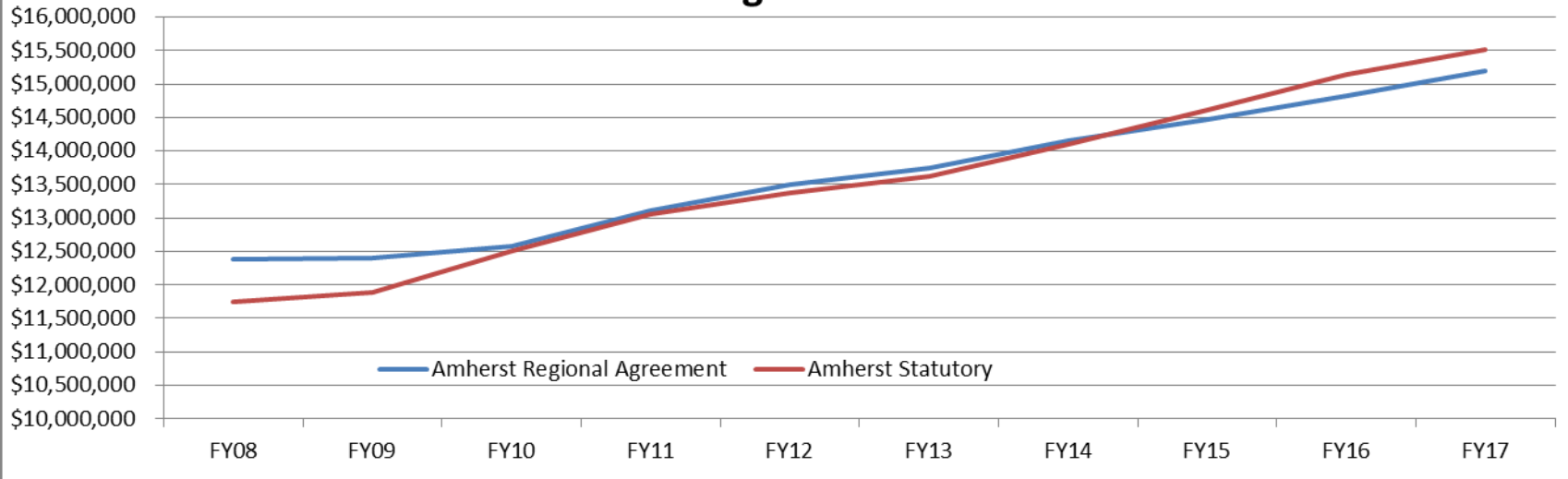
Amherst	\$ 15,196,144
Pelham	\$ 1,125,782
Leverett	\$ 1,522,460
Shutesbury	\$ 1,700,340
	\$ 19,544,726

Step 2

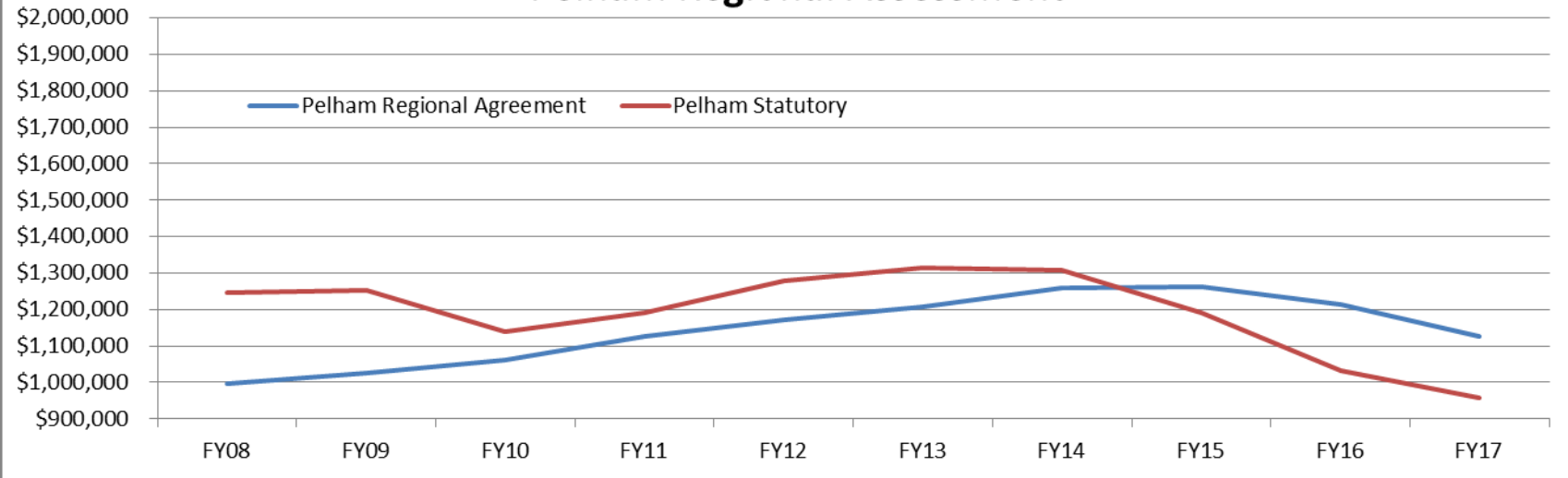
Determine 90% of assessment by regional agreement method

	EQV	\$ 189,188	5 Yr Enroll	Remainder
	%	Capital \$\$	%	\$\$
Amherst	76.81%	\$ 145,315	77.78%	\$ 13,534,549
Pelham	6.24%	\$ 11,805	5.72%	\$ 995,341
Leverett	9.47%	\$ 17,916	7.65%	\$ 1,331,182
Shutesbury	7.48%	\$ 14,151	8.85%	\$ 1,539,994
	100.00%	\$ 189,188	100.00%	\$ 17,401,065

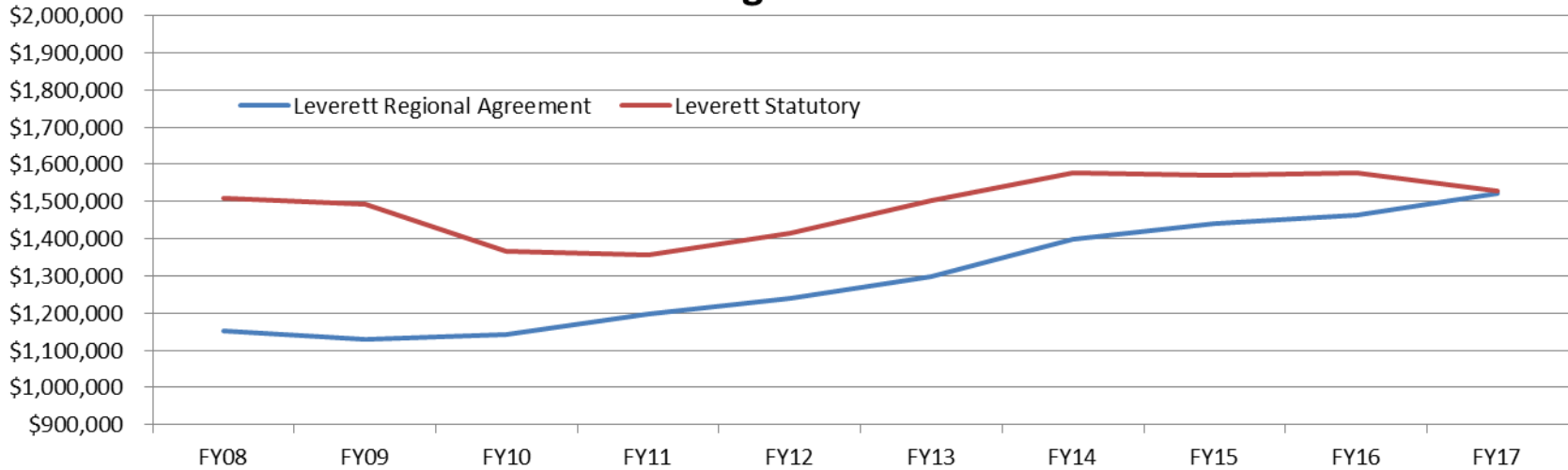
Amherst Regional Assessment



Pelham Regional Assessment



Leverett Regional Assessment



Shutesbury Regional Assessment

